


	文件类型	技术文件	文件版本	V12.2.1	
	项目代号	/	页码	第0页，共14页	
	文件编号	GL DM-56-01-en			
文件名称： <p style="text-align: center;">CONTROL DM-5D BC0326 2026-05-10</p> 适用范围： 公司所有五分类仪器					
编制：石丽岐 日期：2026.03.02		审核：冯会娟 日期：2026.03.02		批准：冯会娟 日期：2026.03.02	
修 订 记 录					
版本	TCN/ECR/PCN编号	修订内容概要	修改人	批准人	批准日期
V12.2.0	/	新建	刘金盈	冯会娟	2026.02.12
V12.2.1	/	修订1104B版本项目靶值，新增7003项目靶值	石丽岐	冯会娟	2026.03.02
发至：	<input type="checkbox"/> 总经办 <input type="checkbox"/> 质量部 <input type="checkbox"/> 财务部 <input checked="" type="checkbox"/> 营销部 <input checked="" type="checkbox"/> 客服 <input type="checkbox"/> 计划 <input type="checkbox"/> 采购 <input checked="" type="checkbox"/> 工程 <input type="checkbox"/> 仓库 <input checked="" type="checkbox"/> 设备研发 <input checked="" type="checkbox"/> 试剂研发 <input type="checkbox"/> 物料质量 <input type="checkbox"/> 设备生产 <input type="checkbox"/> 试剂生产 <input checked="" type="checkbox"/> 试剂质检 <input checked="" type="checkbox"/> 设备质检				
由工程					


DM-5D

HEMATOLOGY CONTROL

Reference Values provided by DYMIND

CONTROL

 2026-02-10

 2026-05-10

Applicable Instruments	Parameter	Unit	LOT BC0326L	LOT BC0326N	LOT BC0326H
DYMIND D1-CRP D3-CRP D5-CRP DH51CRP DH53CRP DH56CRP (Technical File Version A11.11 or higher)	WBC	$\times 10^9/L$	3.61 ± 0.50	9.03 ± 1.00	20.37 ± 2.50
	Neu%	%	49.7 ± 9.0	56.8 ± 8.0	65.8 ± 7.0
	Lym%	%	39.0 ± 9.0	31.5 ± 8.0	21.2 ± 6.0
	Mon%	%	8.1 ± 4.0	7.5 ± 5.0	7.2 ± 6.0
	Eos%	%	3.2 ± 3.2	4.2 ± 4.2	5.8 ± 5.8
	Bas%	%	63.5 ± 8.0	71.1 ± 8.0	81.1 ± 8.0
	Neu#	$\times 10^9/L$	1.79 ± 0.40	5.13 ± 0.70	13.40 ± 1.40
	Lym#	$\times 10^9/L$	1.41 ± 0.40	2.84 ± 0.70	4.32 ± 1.10
	Mon#	$\times 10^9/L$	0.29 ± 0.14	0.68 ± 0.50	1.47 ± 1.10
	Eos#	$\times 10^9/L$	0.12 ± 0.12	0.38 ± 0.38	1.18 ± 1.18
	Bas#	$\times 10^9/L$	2.29 ± 0.30	6.42 ± 0.70	16.52 ± 1.50
	RBC	$\times 10^{12}/L$	2.27 ± 0.18	4.57 ± 0.24	5.31 ± 0.50
	HGB	g/L	59 ± 4	133 ± 6	167 ± 8
	HCT	%	18.8 ± 2.0	40.8 ± 3.0	51.0 ± 4.0
	MCV	fL	83.0 ± 5.0	89.3 ± 5.0	96.0 ± 6.0
	MCH	pg	26.0 ± 2.5	29.1 ± 2.5	31.5 ± 2.5
	MCHC	g/L	314 ± 30	326 ± 30	327 ± 30
	RDW-CV	%	17.7 ± 3.0	16.8 ± 3.0	16.0 ± 3.0
	RDW-SD	fL	53.7 ± 10.0	54.8 ± 10.0	55.9 ± 12.0
	PLT	$\times 10^9/L$	44 ± 20	251 ± 40	514 ± 60
MPV	fL	9.7 ± 3.0	8.9 ± 3.0	8.3 ± 3.0	
PDW	fL	9.6 ± 3.0	10.1 ± 3.0	9.1 ± 3.0	
PCT	%	0.043 ± 0.043	0.223 ± 0.100	0.427 ± 0.200	
P-LCR	%	23.3 ± 8.0	19.5 ± 8.0	16.1 ± 8.0	
P-LCC	$\times 10^9/L$	12 ± 12	49 ± 25	83 ± 35	

【NOTE】


1. The controls should be stored in refrigerator (2°C~8°C). After opening, it will keep stable for 14 days when it is stored airtight at 2°C~8°C.
2. Before mixing and running the control after take it out from the refrigerator, please keep it at least 15 minutes until reaching room temperature(15°C~30°C).
3. Controls must be well mixed before using. Please mix gently, to avoid cells rupture and/or generating bubbles.
4. After using, put the controls back into the refrigerator to prevent contamination and evaporation.


DM-5D

HEMATOLOGY CONTROL

Reference Values provided by DYMIND

CONTROL

 2026-02-10

 2026-05-10

Applicable Instruments	Parameter	Unit	LOT BC0326L	LOT BC0326N	LOT BC0326H
DYMIND UN71 UN73 UN76 DH73 (Technical File Version A6.3 or higher)	WBC	$\times 10^9/L$	3.46 ± 0.50	8.61 ± 1.00	19.22 ± 2.50
	Neu%	%	48.2 ± 9.0	54.7 ± 8.0	63.2 ± 7.0
	Lym%	%	38.6 ± 9.0	30.3 ± 8.0	20.7 ± 6.0
	Mon%	%	7.4 ± 4.0	7.7 ± 5.0	6.6 ± 6.0
	Eos%	%	4.9 ± 4.9	6.5 ± 6.0	8.6 ± 7.0
	Bas%	%	0.9 ± 0.9	0.8 ± 0.8	0.9 ± 0.9
	Neu#	$\times 10^9/L$	1.66 ± 0.40	4.71 ± 0.70	12.15 ± 1.40
	Lym#	$\times 10^9/L$	1.34 ± 0.40	2.61 ± 0.70	3.98 ± 1.10
	Mon#	$\times 10^9/L$	0.26 ± 0.14	0.66 ± 0.50	1.27 ± 1.10
	Eos#	$\times 10^9/L$	0.17 ± 0.15	0.56 ± 0.50	1.65 ± 1.30
	Bas#	$\times 10^9/L$	0.03 ± 0.03	0.07 ± 0.07	0.17 ± 0.17
	RBC	$\times 10^{12}/L$	2.31 ± 0.18	4.63 ± 0.24	5.39 ± 0.50
	HGB	g/L	61 ± 4	136 ± 6	170 ± 8
	HCT	%	18.9 ± 2.0	41.5 ± 3.0	52.4 ± 4.0
	MCV	fL	82.0 ± 5.0	89.6 ± 5.0	97.2 ± 6.0
	MCH	pg	26.4 ± 2.5	29.4 ± 2.5	31.5 ± 2.5
	MCHC	g/L	323 ± 30	328 ± 30	324 ± 30
	RDW-CV	%	17.7 ± 3.0	16.7 ± 3.0	16.0 ± 3.0
	RDW-SD	fL	55.1 ± 10.0	56.3 ± 10.0	57.4 ± 12.0
	PLT	$\times 10^9/L$	48 ± 20	241 ± 40	488 ± 60
MPV	fL	9.5 ± 3.0	8.9 ± 3.0	8.3 ± 3.0	
PDW	fL	10.1 ± 3.0	10.1 ± 3.0	8.9 ± 3.0	
PCT	%	0.046 ± 0.046	0.214 ± 0.100	0.405 ± 0.200	
P-LCR	%	20.9 ± 8.0	19.1 ± 8.0	16.0 ± 8.0	
P-LCC	$\times 10^9/L$	11 ± 11	46 ± 25	78 ± 35	

【NOTE】

1. The controls should be stored in refrigerator (2°C~8°C). After opening, it will keep stable for 14 days when it is stored airtight at 2°C~8°C.
2. Before mixing and running the control after take it out from the refrigerator, please keep it at least 15 minutes until reaching room temperature(15°C~30°C).
3. Controls must be well mixed before using. Please mix gently, to avoid cells rupture and/or generating bubbles.
4. After using, put the controls back into the refrigerator to prevent contamination and evaporation.



BC0326L




BC0326N




BC0326H

DM-5D

HEMATOLOGY CONTROL

Reference Values provided by DYMIND
CONTROL
 2026-02-10

 2026-05-10

Applicable Instruments	Parameter	Unit	LOT BC0326L	LOT BC0326N	LOT BC0326H
DYMIND DH73 Vet (Technical File Version B5.5 or higher)	RBC	$\times 10^{12}/L$	2.38 ± 0.18	4.72 ± 0.24	5.45 ± 0.50
	HGB	g/L	60 ± 4	135 ± 6	169 ± 8
	HCT	%	19.9 ± 2.0	43.1 ± 3.0	53.6 ± 4.0
	MCV	fL	83.5 ± 5.0	91.3 ± 5.0	98.3 ± 6.0
	MCH	pg	25.2 ± 2.5	28.6 ± 2.5	31.0 ± 2.5
	MCHC	g/L	302 ± 30	313 ± 30	315 ± 30
	RDW-CV	%	17.7 ± 3.0	16.9 ± 3.0	16.2 ± 3.0
	RDW-SD	fL	51.7 ± 10.0	53.3 ± 10.0	54.7 ± 12.0
	PLT	$\times 10^9/L$	51 ± 20	228 ± 40	419 ± 60
	MPV	fL	8.2 ± 3.0	8.9 ± 3.0	8.6 ± 3.0
	PDW	fL	8.8 ± 3.0	10.6 ± 3.0	9.7 ± 3.0
	PCT	%	0.042 ± 0.042	0.203 ± 0.100	0.360 ± 0.200
	P-LCR	%	17.6 ± 8.0	19.3 ± 8.0	16.9 ± 8.0
	P-LCC	$\times 10^9/L$	11 ± 11	44 ± 25	71 ± 35

【NOTE】


1. The controls should be stored in refrigerator (2°C~8°C). After opening, it will keep stable for 14 days when it is stored airtight at 2°C~8°C.
2. Before mixing and running the control after take it out from the refrigerator, please keep it at least 15 minutes until reaching room temperature(15°C~30°C).
3. Controls must be well mixed before using. Please mix gently, to avoid cells rupture and/or generating bubbles.
4. After using, put the controls back into the refrigerator to prevent contamination and evaporation.


DM-5D

HEMATOLOGY CONTROL

Reference Values provided by DYMIND

CONTROL

 2026-02-10

 2026-05-10

Applicable Instruments	Parameter	Unit	LOT BC0326L	LOT BC0326N	LOT BC0326H
DYMIND DF50 DF51 DF52 DF53 DF55 DF56 (Technical File Version A12.0 or higher)	WBC	$\times 10^9/L$	3.49 ± 0.50	8.63 ± 1.00	19.19 ± 2.50
	Neu%	%	50.0 ± 9.0	56.2 ± 8.0	63.9 ± 7.0
	Lym%	%	38.0 ± 9.0	31.4 ± 8.0	20.6 ± 6.0
	Mon%	%	7.0 ± 4.0	4.6 ± 4.6	5.5 ± 5.5
	Eos%	%	5.0 ± 5.0	7.8 ± 6.0	10.0 ± 7.0
	Bas%	%	1.2 ± 1.2	2.3 ± 2.3	1.2 ± 1.2
	Neu#	$\times 10^9/L$	1.75 ± 0.40	4.85 ± 0.70	12.26 ± 1.40
	Lym#	$\times 10^9/L$	1.33 ± 0.40	2.71 ± 0.70	3.95 ± 1.10
	Mon#	$\times 10^9/L$	0.24 ± 0.14	0.40 ± 0.40	1.06 ± 1.06
	Eos#	$\times 10^9/L$	0.17 ± 0.15	0.67 ± 0.50	1.92 ± 1.30
	Bas#	$\times 10^9/L$	0.04 ± 0.04	0.20 ± 0.20	0.23 ± 0.23
	RBC	$\times 10^{12}/L$	2.33 ± 0.18	4.61 ± 0.24	5.33 ± 0.50
	HGB	g/L	60 ± 4	133 ± 6	170 ± 8
	HCT	%	19.2 ± 2.0	40.5 ± 3.0	50.0 ± 4.0
	MCV	fL	82.4 ± 5.0	87.8 ± 5.0	93.8 ± 6.0
	MCH	pg	25.8 ± 2.5	28.9 ± 2.5	31.9 ± 2.5
	MCHC	g/L	313 ± 30	328 ± 30	340 ± 30
	RDW-CV	%	15.0 ± 3.0	14.4 ± 3.0	13.8 ± 3.0
	RDW-SD	fL	52.2 ± 10.0	54.0 ± 10.0	55.2 ± 12.0
	PLT	$\times 10^9/L$	55 ± 20	249 ± 40	460 ± 60
MPV	fL	9.0 ± 3.0	8.7 ± 3.0	8.3 ± 3.0	
PDW	fL	9.9 ± 3.0	11.3 ± 3.0	10.4 ± 3.0	
PCT	%	0.050 ± 0.050	0.217 ± 0.100	0.382 ± 0.200	
P-LCR	%	27.3 ± 8.0	26.9 ± 8.0	24.3 ± 8.0	
P-LCC	$\times 10^9/L$	15 ± 15	67 ± 25	112 ± 35	

【NOTE】

1. The controls should be stored in refrigerator (2°C~8°C). After opening, it will keep stable for 14 days when it is stored airtight at 2°C~8°C.
2. Before mixing and running the control after take it out from the refrigerator, please keep it at least 15 minutes until reaching room temperature(15°C~30°C).
3. Controls must be well mixed before using. Please mix gently, to avoid cells rupture and/or generating bubbles.
4. After using, put the controls back into the refrigerator to prevent contamination and evaporation.
5. P-LCC and P-LCR parameters are not applicable to DF50,DF51,DF53, DF50 Vet and DF52 Vet Instruments.



BC0326L



BC0326N




BC0326H


DM-5D

HEMATOLOGY CONTROL

Reference Values provided by DYMIND

CONTROL

 2026-02-10

 2026-05-10

Applicable Instruments	Parameter	Unit	LOT BC0326L	LOT BC0326N	LOT BC0326H
DYMIND DF50 DF51 DF52 DF53 DF55 DF56 (Technical File Version B1.0 or higher)	WBC	$\times 10^9/L$	3.44 ± 0.50	8.55 ± 1.00	19.10 ± 2.50
	Neu%	%	50.3 ± 9.0	56.7 ± 8.0	64.6 ± 7.0
	Lym%	%	38.7 ± 9.0	30.3 ± 8.0	20.3 ± 6.0
	Mon%	%	6.1 ± 4.0	5.4 ± 5.0	5.4 ± 5.4
	Eos%	%	4.9 ± 4.9	7.6 ± 6.0	9.7 ± 7.0
	Bas%	%	1.2 ± 1.2	2.1 ± 2.1	0.9 ± 0.9
	Neu#	$\times 10^9/L$	1.73 ± 0.40	4.85 ± 0.70	12.34 ± 1.40
	Lym#	$\times 10^9/L$	1.33 ± 0.40	2.59 ± 0.70	3.88 ± 1.10
	Mon#	$\times 10^9/L$	0.21 ± 0.14	0.46 ± 0.46	1.03 ± 1.03
	Eos#	$\times 10^9/L$	0.17 ± 0.15	0.65 ± 0.50	1.85 ± 1.30
	Bas#	$\times 10^9/L$	0.04 ± 0.04	0.18 ± 0.18	0.17 ± 0.17
	RBC	$\times 10^{12}/L$	2.24 ± 0.18	4.44 ± 0.24	5.16 ± 0.50
	HGB	g/L	59 ± 4	133 ± 6	172 ± 8
	HCT	%	18.3 ± 2.0	38.9 ± 3.0	48.4 ± 4.0
	MCV	fL	81.5 ± 5.0	87.5 ± 5.0	93.8 ± 6.0
	MCH	pg	26.3 ± 2.5	30.0 ± 2.5	33.3 ± 2.5
	MCHC	g/L	322 ± 30	342 ± 30	355 ± 30
	RDW-CV	%	14.8 ± 3.0	14.2 ± 3.0	13.6 ± 3.0
	RDW-SD	fL	50.8 ± 10.0	52.2 ± 10.0	53.3 ± 12.0
	PLT	$\times 10^9/L$	52 ± 20	247 ± 40	465 ± 60
MPV	fL	8.6 ± 3.0	8.1 ± 3.0	7.8 ± 3.0	
PDW	fL	9.7 ± 3.0	11.1 ± 3.0	10.3 ± 3.0	
PCT	%	0.045 ± 0.045	0.200 ± 0.100	0.363 ± 0.200	
P-LCR	%	22.9 ± 8.0	23.5 ± 8.0	21.5 ± 8.0	
P-LCC	$\times 10^9/L$	14 ± 14	58 ± 25	100 ± 35	

【NOTE】

1. The controls should be stored in refrigerator (2°C~8°C). After opening, it will keep stable for 14 days when it is stored airtight at 2°C~8°C.
2. Before mixing and running the control after take it out from the refrigerator, please keep it at least 15 minutes until reaching room temperature(15°C~30°C).
3. Controls must be well mixed before using. Please mix gently, to avoid cells rupture and/or generating bubbles.
4. After using, put the controls back into the refrigerator to prevent contamination and evaporation.
5. P-LCC and P-LCR parameters are not applicable to DF50,DF51,DF53, DF50 Vet and DF52 Vet Instruments.



BC0326L



BC0326N




BC0326H


DM-5D

HEMATOLOGY CONTROL

Reference Values provided by DYMIND

CONTROL

 2026-02-10

 2026-05-10

Applicable Instruments	Parameter	Unit	LOT BC0326L	LOT BC0326N	LOT BC0326H
DYMIND DH71 DH76 (Technical File Version A4.1to A10.3) DH51 DH53 DH56 (Technical File Version A8.1 or higher)	WBC	$\times 10^9/L$	3.49 ± 0.50	8.45 ± 1.00	18.77 ± 2.50
	Neu%	%	49.1 ± 9.0	56.8 ± 8.0	63.1 ± 7.0
	Lym%	%	38.4 ± 9.0	30.9 ± 8.0	20.9 ± 6.0
	Mon%	%	7.5 ± 4.0	6.7 ± 5.0	7.4 ± 6.0
	Eos%	%	5.0 ± 5.0	5.6 ± 5.6	8.6 ± 7.0
	Bas%	%	63.0 ± 8.0	70.9 ± 8.0	80.7 ± 8.0
	Neu#	$\times 10^9/L$	1.72 ± 0.40	4.80 ± 0.70	11.85 ± 1.40
	Lym#	$\times 10^9/L$	1.34 ± 0.40	2.61 ± 0.70	3.92 ± 1.10
	Mon#	$\times 10^9/L$	0.26 ± 0.14	0.57 ± 0.50	1.39 ± 1.10
	Eos#	$\times 10^9/L$	0.17 ± 0.15	0.47 ± 0.47	1.61 ± 1.30
	Bas#	$\times 10^9/L$	2.20 ± 0.30	5.99 ± 0.70	15.15 ± 1.50
	RBC	$\times 10^{12}/L$	2.22 ± 0.18	4.48 ± 0.24	5.16 ± 0.50
	HGB	g/L	59 ± 4	134 ± 6	168 ± 8
	HCT	%	18.6 ± 2.0	41.0 ± 3.0	50.8 ± 4.0
	MCV	fL	84.0 ± 5.0	91.5 ± 5.0	98.4 ± 6.0
	MCH	pg	26.6 ± 2.5	29.9 ± 2.5	32.6 ± 2.5
	MCHC	g/L	317 ± 30	327 ± 30	331 ± 30
	RDW-CV	%	17.6 ± 3.0	16.8 ± 3.0	16.1 ± 3.0
	RDW-SD	fL	50.5 ± 10.0	52.0 ± 10.0	53.2 ± 12.0
	PLT	$\times 10^9/L$	42 ± 20	241 ± 40	489 ± 60
MPV	fL	9.9 ± 3.0	9.1 ± 3.0	8.6 ± 3.0	
PDW	fL	9.7 ± 3.0	10.4 ± 3.0	9.5 ± 3.0	
PCT	%	0.042 ± 0.042	0.219 ± 0.100	0.421 ± 0.200	
P-LCR	%	24.6 ± 8.0	20.7 ± 8.0	17.4 ± 8.0	
P-LCC	$\times 10^9/L$	12 ± 12	50 ± 25	85 ± 35	

【NOTE】


1. The controls should be stored in refrigerator (2°C~8°C). After opening, it will keep stable for 14 days when it is stored airtight at 2°C~8°C.
2. Before mixing and running the control after take it out from the refrigerator, please keep it at least 15 minutes until reaching room temperature(15°C~30°C).
3. Controls must be well mixed before using. Please mix gently, to avoid cells rupture and/or generating bubbles.
4. After using, put the controls back into the refrigerator to prevent contamination and evaporation.


DM-5D

HEMATOLOGY CONTROL

Reference Values provided by DYMIND

CONTROL

 2026-02-10

 2026-05-10

Applicable Instruments	Parameter	Unit	LOT BC0326L	LOT BC0326N	LOT BC0326H
DYMIND DH71 DH76 (Technical File Version A10.5 or higher)	WBC	$\times 10^9/L$	3.62 ± 0.50	8.87 ± 1.00	19.69 ± 2.50
	Neu%	%	49.8 ± 9.0	56.9 ± 8.0	65.9 ± 7.0
	Lym%	%	39.6 ± 9.0	33.1 ± 8.0	21.3 ± 6.0
	Mon%	%	7.5 ± 4.0	7.0 ± 5.0	7.2 ± 6.0
	Eos%	%	3.1 ± 3.1	3.0 ± 3.0	5.6 ± 5.6
	Bas%	%	62.8 ± 8.0	71.5 ± 8.0	81.3 ± 8.0
	Neu#	$\times 10^9/L$	1.81 ± 0.40	5.04 ± 0.70	12.98 ± 1.40
	Lym#	$\times 10^9/L$	1.43 ± 0.40	2.94 ± 0.70	4.19 ± 1.10
	Mon#	$\times 10^9/L$	0.27 ± 0.14	0.62 ± 0.50	1.42 ± 1.10
	Eos#	$\times 10^9/L$	0.11 ± 0.11	0.27 ± 0.27	1.10 ± 1.10
	Bas#	$\times 10^9/L$	2.27 ± 0.30	6.34 ± 0.70	16.01 ± 1.50
	RBC	$\times 10^{12}/L$	2.32 ± 0.18	4.67 ± 0.24	5.41 ± 0.50
	HGB	g/L	59 ± 4	133 ± 6	167 ± 8
	HCT	%	18.7 ± 2.0	41.0 ± 3.0	51.1 ± 4.0
	MCV	fL	80.5 ± 5.0	87.8 ± 5.0	94.5 ± 6.0
	MCH	pg	25.4 ± 2.5	28.5 ± 2.5	30.9 ± 2.5
	MCHC	g/L	316 ± 30	324 ± 30	327 ± 30
	RDW-CV	%	17.9 ± 3.0	17.0 ± 3.0	16.3 ± 3.0
	RDW-SD	fL	52.4 ± 10.0	53.1 ± 10.0	54.1 ± 12.0
	PLT	$\times 10^9/L$	42 ± 20	243 ± 40	495 ± 60
MPV	fL	9.6 ± 3.0	8.7 ± 3.0	8.2 ± 3.0	
PDW	fL	9.3 ± 3.0	9.9 ± 3.0	8.9 ± 3.0	
PCT	%	0.040 ± 0.040	0.211 ± 0.100	0.406 ± 0.200	
P-LCR	%	19.8 ± 8.0	18.5 ± 8.0	15.6 ± 8.0	
P-LCC	$\times 10^9/L$	10 ± 10	45 ± 25	77 ± 35	

【NOTE】

1. The controls should be stored in refrigerator (2°C~8°C). After opening, it will keep stable for 14 days when it is stored airtight at 2°C~8°C.
2. Before mixing and running the control after take it out from the refrigerator, please keep it at least 15 minutes until reaching room temperature(15°C~30°C).
3. Controls must be well mixed before using. Please mix gently, to avoid cells rupture and/or generating bubbles.
4. After using, put the controls back into the refrigerator to prevent contamination and evaporation.



BC0326L



BC0326N




BC0326H


DM-5D

HEMATOLOGY CONTROL

Reference Values provided by DYMIND

CONTROL

 2026-02-10

 2026-05-10

Applicable Instruments	Parameter	Unit	LOT BC0326L	LOT BC0326N	LOT BC0326H
DYMIND D2-CRP D7-CRP DH71CRP DH73CRP (Technical File Version A6.0 to A 6.5)	WBC	$\times 10^9/L$	3.57 ± 0.50	8.66 ± 1.00	19.39 ± 2.50
	Neu%	%	48.8 ± 9.0	55.1 ± 8.0	63.3 ± 7.0
	Lym%	%	38.8 ± 9.0	32.1 ± 8.0	21.0 ± 6.0
	Mon%	%	7.3 ± 4.0	6.5 ± 5.0	6.8 ± 6.0
	Eos%	%	5.1 ± 5.0	6.3 ± 6.0	8.9 ± 7.0
	Bas%	%	62.8 ± 8.0	71.1 ± 8.0	81.0 ± 8.0
	Neu#	$\times 10^9/L$	1.74 ± 0.40	4.77 ± 0.70	12.27 ± 1.40
	Lym#	$\times 10^9/L$	1.39 ± 0.40	2.78 ± 0.70	4.07 ± 1.10
	Mon#	$\times 10^9/L$	0.26 ± 0.14	0.56 ± 0.50	1.32 ± 1.10
	Eos#	$\times 10^9/L$	0.18 ± 0.15	0.55 ± 0.50	1.73 ± 1.30
	Bas#	$\times 10^9/L$	2.24 ± 0.30	6.16 ± 0.70	15.71 ± 1.50
	RBC	$\times 10^{12}/L$	2.30 ± 0.18	4.60 ± 0.24	5.36 ± 0.50
	HGB	g/L	60 ± 4	135 ± 6	171 ± 8
	HCT	%	19.0 ± 2.0	40.8 ± 3.0	51.1 ± 4.0
	MCV	fL	82.5 ± 5.0	88.7 ± 5.0	95.3 ± 6.0
	MCH	pg	26.1 ± 2.5	29.3 ± 2.5	31.9 ± 2.5
	MCHC	g/L	316 ± 30	331 ± 30	335 ± 30
	RDW-CV	%	17.6 ± 3.0	16.7 ± 3.0	15.8 ± 3.0
	RDW-SD	fL	52.6 ± 10.0	53.9 ± 10.0	54.7 ± 12.0
	PLT	$\times 10^9/L$	44 ± 20	249 ± 40	513 ± 60
MPV	fL	10.0 ± 3.0	9.3 ± 3.0	8.7 ± 3.0	
PDW	fL	9.9 ± 3.0	10.9 ± 3.0	9.7 ± 3.0	
PCT	%	0.044 ± 0.044	0.232 ± 0.100	0.446 ± 0.200	
P-LCR	%	25.5 ± 8.0	22.5 ± 8.0	18.5 ± 8.0	
P-LCC	$\times 10^9/L$	13 ± 13	56 ± 25	95 ± 35	

【NOTE】

1. The controls should be stored in refrigerator (2°C~8°C). After opening, it will keep stable for 14 days when it is stored airtight at 2°C~8°C.
2. Before mixing and running the control after take it out from the refrigerator, please keep it at least 15 minutes until reaching room temperature(15°C~30°C).
3. Controls must be well mixed before using. Please mix gently, to avoid cells rupture and/or generating bubbles.
4. After using, put the controls back into the refrigerator to prevent contamination and evaporation.



BC0326L



BC0326N




BC0326H


DM-5D

HEMATOLOGY CONTROL

Reference Values provided by DYMIND

CONTROL

 2026-02-10

 2026-05-10

Applicable Instruments	Parameter	Unit	LOT BC0326L	LOT BC0326N	LOT BC0326H
DYMIND D2-CRP D7-CRP DH71CRP DH73CRP (Technical File Version A6.6 or higher)	WBC	$\times 10^9/L$	3.73 ± 0.50	9.05 ± 1.00	20.07 ± 2.50
	Neu%	%	49.1 ± 9.0	55.6 ± 8.0	64.4 ± 7.0
	Lym%	%	39.8 ± 9.0	32.7 ± 8.0	21.1 ± 6.0
	Mon%	%	7.0 ± 4.0	6.7 ± 5.0	6.8 ± 6.0
	Eos%	%	4.1 ± 4.1	5.0 ± 5.0	7.7 ± 7.0
	Bas%	%	64.3 ± 8.0	71.9 ± 8.0	82.1 ± 8.0
	Neu#	$\times 10^9/L$	1.84 ± 0.40	5.03 ± 0.70	12.93 ± 1.40
	Lym#	$\times 10^9/L$	1.48 ± 0.40	2.96 ± 0.70	4.23 ± 1.10
	Mon#	$\times 10^9/L$	0.26 ± 0.14	0.61 ± 0.50	1.36 ± 1.10
	Eos#	$\times 10^9/L$	0.15 ± 0.15	0.45 ± 0.45	1.55 ± 1.30
	Bas#	$\times 10^9/L$	2.40 ± 0.30	6.51 ± 0.70	16.48 ± 1.50
	RBC	$\times 10^{12}/L$	2.31 ± 0.18	4.62 ± 0.24	5.33 ± 0.50
	HGB	g/L	60 ± 4	136 ± 6	171 ± 8
	HCT	%	18.7 ± 2.0	40.5 ± 3.0	50.4 ± 4.0
	MCV	fL	80.9 ± 5.0	87.6 ± 5.0	94.5 ± 6.0
	MCH	pg	26.0 ± 2.5	29.4 ± 2.5	32.1 ± 2.5
	MCHC	g/L	321 ± 30	336 ± 30	339 ± 30
	RDW-CV	%	17.7 ± 3.0	16.8 ± 3.0	16.0 ± 3.0
	RDW-SD	fL	51.8 ± 10.0	53.1 ± 10.0	54.1 ± 12.0
	PLT	$\times 10^9/L$	46 ± 20	243 ± 40	516 ± 60
MPV	fL	9.1 ± 3.0	8.5 ± 3.0	8.0 ± 3.0	
PDW	fL	8.5 ± 3.0	9.4 ± 3.0	8.3 ± 3.0	
PCT	%	0.042 ± 0.042	0.207 ± 0.100	0.413 ± 0.200	
P-LCR	%	17.7 ± 8.0	17.3 ± 8.0	14.3 ± 8.0	
P-LCC	$\times 10^9/L$	10 ± 10	42 ± 25	74 ± 35	

【NOTE】

1. The controls should be stored in refrigerator (2°C~8°C). After opening, it will keep stable for 14 days when it is stored airtight at 2°C~8°C.
2. Before mixing and running the control after take it out from the refrigerator, please keep it at least 15 minutes until reaching room temperature(15°C~30°C).
3. Controls must be well mixed before using. Please mix gently, to avoid cells rupture and/or generating bubbles.
4. After using, put the controls back into the refrigerator to prevent contamination and evaporation.



BC0326L



BC0326N




BC0326H


DM-5D

HEMATOLOGY CONTROL

Reference Values provided by DYMIND

CONTROL

 2026-02-10

 2026-05-10

Applicable Instruments	Parameter	Unit	LOT BC0326L	LOT BC0326N	LOT BC0326H
DYMIND D6-CRP DH76CRP (Technical File Version B2.2 or higher)	WBC	$\times 10^9/L$	3.70 ± 0.50	8.99 ± 1.00	19.71 ± 2.50
	Neu%	%	49.7 ± 9.0	56.5 ± 8.0	66.1 ± 7.0
	Lym%	%	40.0 ± 9.0	33.1 ± 8.0	21.5 ± 6.0
	Mon%	%	7.3 ± 4.0	7.2 ± 5.0	7.1 ± 6.0
	Eos%	%	3.0 ± 3.0	3.2 ± 3.2	5.3 ± 5.3
	Bas%	%	63.9 ± 8.0	71.6 ± 8.0	81.7 ± 8.0
	Neu#	$\times 10^9/L$	1.84 ± 0.40	5.07 ± 0.70	13.03 ± 1.40
	Lym#	$\times 10^9/L$	1.48 ± 0.40	2.98 ± 0.70	4.24 ± 1.10
	Mon#	$\times 10^9/L$	0.27 ± 0.14	0.65 ± 0.50	1.40 ± 1.10
	Eos#	$\times 10^9/L$	0.11 ± 0.11	0.29 ± 0.29	1.04 ± 1.04
	Bas#	$\times 10^9/L$	2.36 ± 0.30	6.44 ± 0.70	16.10 ± 1.50
	RBC	$\times 10^{12}/L$	2.36 ± 0.18	4.73 ± 0.24	5.50 ± 0.50
	HGB	g/L	62 ± 4	136 ± 6	170 ± 8
	HCT	%	19.6 ± 2.0	42.1 ± 3.0	53.0 ± 4.0
	MCV	fL	82.9 ± 5.0	89.0 ± 5.0	96.3 ± 6.0
	MCH	pg	26.3 ± 2.5	28.8 ± 2.5	30.9 ± 2.5
	MCHC	g/L	316 ± 30	323 ± 30	321 ± 30
	RDW-CV	%	17.6 ± 3.0	16.7 ± 3.0	15.9 ± 3.0
	RDW-SD	fL	53.3 ± 10.0	54.4 ± 10.0	55.4 ± 12.0
	PLT	$\times 10^9/L$	49 ± 20	243 ± 40	504 ± 60
MPV	fL	8.9 ± 3.0	8.9 ± 3.0	8.3 ± 3.0	
PDW	fL	10.9 ± 3.0	9.9 ± 3.0	9.0 ± 3.0	
PCT	%	0.044 ± 0.044	0.216 ± 0.100	0.418 ± 0.200	
P-LCR	%	22.5 ± 8.0	19.8 ± 8.0	16.3 ± 8.0	
P-LCC	$\times 10^9/L$	12 ± 12	48 ± 25	82 ± 35	

【NOTE】

1. The controls should be stored in refrigerator (2°C~8°C). After opening, it will keep stable for 14 days when it is stored airtight at 2°C~8°C.
2. Before mixing and running the control after take it out from the refrigerator, please keep it at least 15 minutes until reaching room temperature(15°C~30°C).
3. Controls must be well mixed before using. Please mix gently, to avoid cells rupture and/or generating bubbles.
4. After using, put the controls back into the refrigerator to prevent contamination and evaporation.



BC0326L



BC0326N





BC0326H

DM-5D

HEMATOLOGY CONTROL

Reference Values provided by DYMIND

CONTROL
 2026-02-10

 2026-05-10

Applicable Instruments	Parameter	Unit	LOT BC0326L	LOT BC0326N	LOT BC0326H
DYMIND DF50 Vet DF52 Vet DF55 Vet DF56 Vet (Technical File Version A8.0 or higher and B1.0 or higher)	WBC	$\times 10^9/L$	3.26 ± 0.50	8.13 ± 1.00	18.01 ± 2.50
	Neu%	%	49.9 ± 15.0	57.6 ± 15.0	65.1 ± 15.0
	Lym%	%	39.0 ± 9.0	30.6 ± 15.0	13.0 ± 10.0
	Mon%	%	5.7 ± 5.7	3.6 ± 3.6	12.0 ± 7.0
	Eos%	%	5.4 ± 5.4	8.2 ± 8.2	9.9 ± 8.7
	Bas%	%	1.2 ± 1.2	1.5 ± 1.5	0.8 ± 0.8
	Neu#	$\times 10^9/L$	1.62 ± 0.60	4.68 ± 1.40	11.73 ± 2.80
	Lym#	$\times 10^9/L$	1.27 ± 0.40	2.49 ± 1.10	2.34 ± 2.34
	Mon#	$\times 10^9/L$	0.19 ± 0.19	0.29 ± 0.29	2.16 ± 2.16
	Eos#	$\times 10^9/L$	0.18 ± 0.18	0.67 ± 0.67	1.78 ± 1.63
	Bas#	$\times 10^9/L$	0.04 ± 0.04	0.12 ± 0.12	0.14 ± 0.14
	RBC	$\times 10^{12}/L$	2.29 ± 0.18	4.56 ± 0.24	5.26 ± 0.50
	HGB	g/L	58 ± 4	132 ± 6	171 ± 8
	HCT	%	18.6 ± 2.0	40.4 ± 3.0	50.2 ± 4.0
	MCV	fL	81.4 ± 5.0	88.7 ± 5.0	95.5 ± 6.0
	MCH	pg	25.3 ± 2.5	28.9 ± 2.5	32.5 ± 2.5
	MCHC	g/L	312 ± 30	327 ± 30	341 ± 30
	RDW-CV	%	13.9 ± 3.0	13.4 ± 3.0	12.9 ± 3.0
	RDW-SD	fL	46.9 ± 10.0	48.6 ± 10.0	50.0 ± 12.0
	PLT	$\times 10^9/L$	55 ± 20	239 ± 40	447 ± 60
MPV	fL	8.8 ± 3.0	8.3 ± 3.0	8.0 ± 3.0	
PDW	fL	9.7 ± 3.0	11.0 ± 3.0	10.2 ± 3.0	
PCT	%	0.048 ± 0.048	0.198 ± 0.100	0.358 ± 0.200	

【NOTE】

1. The controls should be stored in refrigerator (2°C~8°C). After opening, it will keep stable for 14 days when it is stored airtight at 2°C~8°C.
2. Before mixing and running the control after take it out from the refrigerator, please keep it at least 15 minutes until reaching room temperature(15°C~30°C).
3. Controls must be well mixed before using. Please mix gently, to avoid cells rupture and/or generating bubbles.
4. After using, put the controls back into the refrigerator to prevent contamination and evaporation.



BC0326L



BC0326N




BC0326H


DM-5D

HEMATOLOGY CONTROL

Reference Values provided by DYMIND

CONTROL

 2026-02-10

 2026-05-10

Applicable Instruments	Parameter	Unit	LOT BC0326L	LOT BC0326N	LOT BC0326H
DYMIND DF1-CRP DF3-CRP DF5-CRP DF50CRP DF52CRP DF53CRP (Technical File Version A6.1 or higher)	WBC	$\times 10^9/L$	3.61 ± 0.50	9.01 ± 1.00	20.12 ± 2.50
	Neu%	%	50.0 ± 9.0	56.4 ± 8.0	63.9 ± 7.0
	Lym%	%	38.9 ± 9.0	31.2 ± 8.0	21.2 ± 6.0
	Mon%	%	6.4 ± 4.0	4.4 ± 4.4	5.1 ± 5.1
	Eos%	%	4.7 ± 4.7	8.0 ± 6.0	9.8 ± 7.0
	Bas%	%	1.1 ± 1.1	1.9 ± 1.9	1.0 ± 1.0
	Neu#	$\times 10^9/L$	1.81 ± 0.40	5.08 ± 0.70	12.85 ± 1.40
	Lym#	$\times 10^9/L$	1.40 ± 0.40	2.81 ± 0.70	4.27 ± 1.10
	Mon#	$\times 10^9/L$	0.23 ± 0.14	0.40 ± 0.40	1.03 ± 1.03
	Eos#	$\times 10^9/L$	0.17 ± 0.15	0.72 ± 0.50	1.97 ± 1.30
	Bas#	$\times 10^9/L$	0.04 ± 0.04	0.17 ± 0.17	0.20 ± 0.20
	RBC	$\times 10^{12}/L$	2.29 ± 0.18	4.54 ± 0.24	5.24 ± 0.50
	HGB	g/L	60 ± 4	134 ± 6	171 ± 8
	HCT	%	18.9 ± 2.0	40.0 ± 3.0	49.4 ± 4.0
	MCV	fL	82.7 ± 5.0	88.1 ± 5.0	94.2 ± 6.0
	MCH	pg	26.2 ± 2.5	29.5 ± 2.5	32.6 ± 2.5
	MCHC	g/L	317 ± 30	335 ± 30	346 ± 30
	RDW-CV	%	15.6 ± 3.0	15.3 ± 3.0	14.9 ± 3.0
	RDW-SD	fL	54.5 ± 10.0	57.5 ± 10.0	60.2 ± 12.0
	PLT	$\times 10^9/L$	43 ± 20	250 ± 40	524 ± 60
MPV	fL	8.7 ± 3.0	8.1 ± 3.0	7.8 ± 3.0	
PDW	fL	9.0 ± 3.0	10.3 ± 3.0	9.4 ± 3.0	
PCT	%	0.037 ± 0.037	0.203 ± 0.100	0.409 ± 0.200	
P-LCR	%	23.9 ± 8.0	23.2 ± 8.0	20.4 ± 8.0	
P-LCC	$\times 10^9/L$	12 ± 12	58 ± 25	107 ± 35	

【NOTE】

1. The controls should be stored in refrigerator (2°C~8°C). After opening, it will keep stable for 14 days when it is stored airtight at 2°C~8°C.
2. Before mixing and running the control after take it out from the refrigerator, please keep it at least 15 minutes until reaching room temperature(15°C~30°C).
3. Controls must be well mixed before using. Please mix gently, to avoid cells rupture and/or generating bubbles.
4. After using, put the controls back into the refrigerator to prevent contamination and evaporation.



BC0326L



BC0326N




BC0326H


DM-5D

HEMATOLOGY CONTROL

Reference Values provided by DYMIND

CONTROL

 2026-02-10

 2026-05-10

Applicable Instruments	Parameter	Unit	LOT BC0326L	LOT BC0326N	LOT BC0326H
DYMIND DM71X DM72X DM78X DM79X (Technical File Version A1.0 or higher)	WBC	$\times 10^9/L$	3.59 ± 0.50	8.67 ± 1.00	19.16 ± 2.50
	Neu%	%	48.7 ± 9.0	55.8 ± 8.0	64.3 ± 7.0
	Lym%	%	38.8 ± 9.0	30.8 ± 8.0	20.7 ± 6.0
	Mon%	%	8.0 ± 4.0	7.9 ± 5.0	7.0 ± 6.0
	Eos%	%	4.5 ± 4.5	5.5 ± 5.5	8.0 ± 7.0
	Bas%	%	63.2 ± 8.0	71.2 ± 8.0	81.3 ± 8.0
	Neu#	$\times 10^9/L$	1.75 ± 0.40	4.84 ± 0.70	12.32 ± 1.40
	Lym#	$\times 10^9/L$	1.39 ± 0.40	2.67 ± 0.70	3.97 ± 1.10
	Mon#	$\times 10^9/L$	0.29 ± 0.14	0.68 ± 0.50	1.34 ± 1.10
	Eos#	$\times 10^9/L$	0.16 ± 0.15	0.48 ± 0.48	1.53 ± 1.30
	Bas#	$\times 10^9/L$	2.27 ± 0.30	6.17 ± 0.70	15.58 ± 1.50
	RBC	$\times 10^{12}/L$	2.29 ± 0.18	4.62 ± 0.24	5.37 ± 0.50
	HGB	g/L	61 ± 4	134 ± 6	167 ± 8
	HCT	%	18.3 ± 2.0	40.6 ± 3.0	51.0 ± 4.0
	MCV	fL	80.1 ± 5.0	87.8 ± 5.0	94.9 ± 6.0
	MCH	pg	26.6 ± 2.5	29.0 ± 2.5	31.1 ± 2.5
	MCHC	g/L	333 ± 30	330 ± 30	327 ± 30
	RDW-CV	%	17.9 ± 3.0	17.0 ± 3.0	16.2 ± 3.0
	RDW-SD	fL	52.2 ± 10.0	53.6 ± 10.0	54.7 ± 12.0
	PLT	$\times 10^9/L$	45 ± 20	245 ± 40	505 ± 60
MPV	fL	8.7 ± 3.0	8.6 ± 3.0	8.1 ± 3.0	
PDW	fL	10.2 ± 3.0	9.8 ± 3.0	8.6 ± 3.0	
PCT	%	0.039 ± 0.039	0.211 ± 0.100	0.409 ± 0.200	
P-LCR	%	19.4 ± 8.0	17.6 ± 8.0	15.0 ± 8.0	
P-LCC	$\times 10^9/L$	11 ± 11	43 ± 25	76 ± 35	

【NOTE】

1. The controls should be stored in refrigerator (2°C~8°C). After opening, it will keep stable for 14 days when it is stored airtight at 2°C~8°C.
2. Before mixing and running the control after take it out from the refrigerator, please keep it at least 15 minutes until reaching room temperature(15°C~30°C).
3. Controls must be well mixed before using. Please mix gently, to avoid cells rupture and/or generating bubbles.
4. After using, put the controls back into the refrigerator to prevent contamination and evaporation.



BC0326L



BC0326N




BC0326H


DM-5D

HEMATOLOGY CONTROL

Reference Values provided by DYMIND

CONTROL

 2026-02-10

 2026-05-10

Applicable Instruments	Parameter	Unit	LOT BC0326L	LOT BC0326N	LOT BC0326H
DYMIND UN71 Vet UN73 Vet (Technical File Version A1.0 or higher)	WBC	$\times 10^9/L$	3.32 ± 0.50	8.10 ± 1.00	18.33 ± 2.50
	Neu%	%	49.7 ± 9.0	56.4 ± 8.0	65.1 ± 7.0
	Lym%	%	38.6 ± 9.0	30.7 ± 8.0	20.9 ± 6.0
	Mon%	%	7.6 ± 4.0	8.0 ± 5.0	6.7 ± 6.0
	Eos%	%	4.1 ± 4.1	4.9 ± 4.9	7.3 ± 7.0
	Bas%	%	0.7 ± 0.7	0.8 ± 0.8	0.8 ± 0.8
	Neu#	$\times 10^9/L$	1.65 ± 0.40	4.56 ± 0.70	11.93 ± 1.40
	Lym#	$\times 10^9/L$	1.28 ± 0.40	2.49 ± 0.70	3.83 ± 1.10
	Mon#	$\times 10^9/L$	0.25 ± 0.14	0.65 ± 0.50	1.23 ± 1.10
	Eos#	$\times 10^9/L$	0.14 ± 0.14	0.40 ± 0.40	1.34 ± 1.30
	Bas#	$\times 10^9/L$	0.02 ± 0.02	0.06 ± 0.06	0.15 ± 0.15
	RBC	$\times 10^{12}/L$	2.30 ± 0.18	4.55 ± 0.24	5.26 ± 0.50
	HGB	g/L	62 ± 4	135 ± 6	169 ± 8
	HCT	%	18.8 ± 2.0	40.5 ± 3.0	50.9 ± 4.0
	MCV	fL	81.7 ± 5.0	89.1 ± 5.0	96.7 ± 6.0
	MCH	pg	27.0 ± 2.5	29.7 ± 2.5	32.1 ± 2.5
	MCHC	g/L	330 ± 30	333 ± 30	332 ± 30
	RDW-CV	%	18.7 ± 3.0	17.8 ± 3.0	16.9 ± 3.0
	RDW-SD	fL	47.8 ± 10.0	48.7 ± 10.0	49.3 ± 12.0
	PLT	$\times 10^9/L$	42 ± 20	242 ± 40	474 ± 60
MPV	fL	9.1 ± 3.0	8.2 ± 3.0	7.8 ± 3.0	
PDW	fL	8.0 ± 3.0	8.9 ± 3.0	7.8 ± 3.0	
PCT	%	0.038 ± 0.038	0.198 ± 0.100	0.370 ± 0.200	
P-LCR	%	17.4 ± 8.0	15.7 ± 8.0	13.5 ± 8.0	
P-LCC	$\times 10^9/L$	9 ± 9	38 ± 25	64 ± 35	

【NOTE】

1. The controls should be stored in refrigerator (2°C~8°C). After opening, it will keep stable for 14 days when it is stored airtight at 2°C~8°C.
2. Before mixing and running the control after take it out from the refrigerator, please keep it at least 15 minutes until reaching room temperature(15°C~30°C).
3. Controls must be well mixed before using. Please mix gently, to avoid cells rupture and/or generating bubbles.
4. After using, put the controls back into the refrigerator to prevent contamination and evaporation.



BC0326L



BC0326N




BC0326H


DM-5D

HEMATOLOGY CONTROL

Reference Values provided by DYMIND

CONTROL

 2026-02-10

 2026-05-10

Applicable Instruments	Parameter	Unit	LOT BC0326L	LOT BC0326N	LOT BC0326H
DYMIND DM60 Vet DM61 Vet DM62 Vet DM63 Vet (Technical File Version A1.4 or higher)	WBC	$\times 10^9/L$	3.00 ± 0.50	7.38 ± 1.00	16.29 ± 2.50
	Neu%	%	50.7 ± 9.0	56.9 ± 8.0	64.4 ± 7.0
	Lym%	%	39.5 ± 9.0	30.9 ± 8.0	21.1 ± 6.0
	Mon%	%	5.1 ± 4.0	4.4 ± 4.4	4.6 ± 4.6
	Eos%	%	4.7 ± 4.7	7.8 ± 6.0	9.9 ± 7.0
	Bas%	%	0.8 ± 0.8	1.5 ± 1.5	0.8 ± 0.8
	Neu#	$\times 10^9/L$	1.52 ± 0.40	4.20 ± 0.70	10.49 ± 1.40
	Lym#	$\times 10^9/L$	1.19 ± 0.40	2.28 ± 0.70	3.44 ± 1.10
	Mon#	$\times 10^9/L$	0.15 ± 0.14	0.32 ± 0.32	0.75 ± 0.75
	Eos#	$\times 10^9/L$	0.14 ± 0.14	0.58 ± 0.50	1.61 ± 1.30
	Bas#	$\times 10^9/L$	0.02 ± 0.02	0.11 ± 0.11	0.13 ± 0.13
	RBC	$\times 10^{12}/L$	2.06 ± 0.18	4.06 ± 0.24	4.72 ± 0.50
	HGB	g/L	57 ± 4	128 ± 6	164 ± 8
	HCT	%	17.1 ± 2.0	36.1 ± 3.0	44.8 ± 4.0
	MCV	fL	82.8 ± 5.0	88.8 ± 5.0	95.0 ± 6.0
	MCH	pg	27.7 ± 2.5	31.5 ± 2.5	34.7 ± 2.5
	MCHC	g/L	333 ± 30	355 ± 30	366 ± 30
	RDW-CV	%	14.4 ± 3.0	14.0 ± 3.0	13.4 ± 3.0
	RDW-SD	fL	53.1 ± 10.0	55.5 ± 10.0	56.8 ± 12.0
	PLT	$\times 10^9/L$	52 ± 20	238 ± 40	457 ± 60
MPV	fL	8.8 ± 3.0	8.3 ± 3.0	8.0 ± 3.0	
PDW	fL	9.7 ± 3.0	10.9 ± 3.0	10.2 ± 3.0	
PCT	%	0.046 ± 0.046	0.198 ± 0.100	0.366 ± 0.200	

【NOTE】

1. The controls should be stored in refrigerator (2°C~8°C). After opening, it will keep stable for 14 days when it is stored airtight at 2°C~8°C.
2. Before mixing and running the control after take it out from the refrigerator, please keep it at least 15 minutes until reaching room temperature(15°C~30°C).
3. Controls must be well mixed before using. Please mix gently, to avoid cells rupture and/or generating bubbles.
4. After using, put the controls back into the refrigerator to prevent contamination and evaporation.



BC0326L



BC0326N



BC0326H