



DM-3D

HEMATOLOGY CONTROL

Reference Values provided by DYMIND
CONTROL
 2026-01-11

 2026-05-10

Applicable Instruments	Parameter	Unit	LOT B0226L	LOT B0226N	LOT B0226H
DYMIND DH31 DH33 DH36 (Technical File Version A5.0 or higher) DH31 Vet DH36 Vet (Technical File Version A1.0 to A4.0)	WBC	×10 ⁹ /L	2.22 ±0.60	7.88 ±1.00	21.40 ±2.50
	Lym%	%	60.1 ±9.0	29.3 ±8.0	14.1 ±8.0
	Gran%	%	28.6 ±9.0	62.9 ±8.0	80.1 ±8.0
	Mid%	%	11.3 ±10.0	7.8 ±6.0	5.8 ±4.0
	Lym#	×10 ⁹ /L	1.34 ±0.30	2.31 ±0.70	3.02 ±2.00
	Gran#	×10 ⁹ /L	0.63 ±0.30	4.96 ±0.70	17.14 ±2.00
	Mid#	×10 ⁹ /L	0.25 ±0.20	0.61 ±0.50	1.24 ±0.50
	RBC	×10 ¹² /L	2.28 ±0.24	4.64 ±0.24	5.73 ±0.50
	HGB	g/L	57 ±6	133 ±6	185 ±8
	HCT	%	18.4 ±2.0	42.4 ±3.0	57.1 ±4.0
	MCV	fL	80.7 ±5.0	91.4 ±5.0	99.6 ±5.0
	MCH	pg	24.4 ±2.5	27.9 ±2.5	31.3 ±2.5
	MCHC	g/L	310 ±30	312 ±30	322 ±30
	RDW-CV	%	18.2 ±3.0	17.9 ±3.0	18.0 ±3.0
	RDW-SD	fL	49.2 ±8.0	55.0 ±8.0	59.9 ±8.0
	PLT	×10 ⁹ /L	69 ±20	235 ±40	531 ±60
	MPV	fL	8.2 ±3.0	8.8 ±3.0	9.2 ±3.0
	PDW	fL	10.6 ±3.0	10.7 ±3.0	11.8 ±3.0
	PCT	%	0.057 ±0.057	0.207 ±0.200	0.490 ±0.200
	P-LCR	%	15.9 ±10.0	19.3 ±10.0	22.2 ±10.0
P-LCC	×10 ⁹ /L	11 ±1	45 ±25	119 ±30	
PDW	/	16.0 ±3.0	16.2 ±3.0	15.8 ±3.0	

【NOTE】

1. The controls should be stored in refrigerator (2℃~8℃). After opening, it will keep stable for 14 days when it is stored airtight at 2℃~8℃.
2. Before mixing and running the control after take it out from the refrigerator, please keep it at least 15 minutes until reaching room temperature(15℃~30℃).
3. Controls must be well mixed before using. Please mix gently, to avoid cells rupture and/or generating bubbles.
4. After using, put the controls back into the refrigerator to prevent contamination and evaporation.



B0226L



B0226N





B0226H

DM-3D

HEMATOLOGY CONTROL

Reference Values provided by DYMIND

CONTROL
 2026-01-11

 2026-05-10

Applicable Instruments	Parameter	Unit	LOT B0226L	LOT B0226N	LOT B0226H
DYMIND DH21 DH23 DH25 DH26 (Technical File Version A1.0 or higher)	WBC	$\times 10^9/L$	2.24 ± 0.60	7.84 ± 1.00	21.12 ± 2.50
	Lym%	%	61.5 ± 9.0	29.1 ± 8.0	13.9 ± 8.0
	Gran%	%	29.3 ± 9.0	66.3 ± 8.0	81.3 ± 8.0
	Mid%	%	9.2 ± 9.2	4.6 ± 4.6	4.8 ± 4.0
	Lym#	$\times 10^9/L$	1.37 ± 0.30	2.28 ± 0.70	2.94 ± 2.00
	Gran#	$\times 10^9/L$	0.66 ± 0.30	5.20 ± 0.70	17.17 ± 2.00
	Mid#	$\times 10^9/L$	0.21 ± 0.20	0.36 ± 0.36	1.01 ± 0.50
	RBC	$\times 10^{12}/L$	2.24 ± 0.24	4.42 ± 0.24	5.41 ± 0.50
	HGB	g/L	57 ± 6	135 ± 6	186 ± 8
	HCT	%	17.2 ± 2.0	37.7 ± 3.0	50.1 ± 4.0
	MCV	fL	76.7 ± 5.0	85.2 ± 5.0	92.6 ± 5.0
	MCH	pg	25.6 ± 2.5	30.6 ± 2.5	34.6 ± 2.5
	MCHC	g/L	345 ± 30	368 ± 30	384 ± 30
	RDW-CV	%	17.3 ± 3.0	15.9 ± 3.0	15.4 ± 3.0
	RDW-SD	fL	48.5 ± 8.0	49.4 ± 8.0	51.1 ± 8.0
	PLT	$\times 10^9/L$	66 ± 20	236 ± 40	536 ± 60
	MPV	fL	9.3 ± 3.0	9.4 ± 3.0	9.7 ± 3.0
	PDW	fL	9.8 ± 3.0	10.3 ± 3.0	11.0 ± 3.0
	PCT	%	0.064 ± 0.064	0.229 ± 0.200	0.535 ± 0.200
	P-LCR	%	22.1 ± 10.0	23.5 ± 10.0	25.3 ± 10.0
P-LCC	$\times 10^9/L$	15 ± 15	57 ± 25	140 ± 30	

【NOTE】

1. The controls should be stored in refrigerator (2°C~8°C). After opening, it will keep stable for 14 days when it is stored airtight at 2°C~8°C.
2. Before mixing and running the control after take it out from the refrigerator, please keep it at least 15 minutes until reaching room temperature(15°C~30°C).
3. Controls must be well mixed before using. Please mix gently, to avoid cells rupture and/or generating bubbles.
4. After using, put the controls back into the refrigerator to prevent contamination and evaporation.



B0226L




B0226N




B0226H

DM-3D

HEMATOLOGY CONTROL

Reference Values provided by DYMIND
CONTROL
 2026-01-11

 2026-05-10

Applicable Instruments	Parameter	Unit	LOT B0226L	LOT B0226N	LOT B0226H
DYMIND DH20 DH22 (Technical File Version B1.0 or higher)	WBC	$\times 10^9/L$	2.25 ± 0.60	7.86 ± 1.00	20.99 ± 2.50
	Lym%	%	60.6 ± 9.0	29.4 ± 8.0	14.1 ± 8.0
	Gran%	%	29.2 ± 9.0	64.5 ± 8.0	81.1 ± 8.0
	Mid%	%	10.2 ± 10.0	6.1 ± 6.0	4.8 ± 4.0
	Lym#	$\times 10^9/L$	1.36 ± 0.30	2.31 ± 0.70	2.96 ± 2.00
	Gran#	$\times 10^9/L$	0.66 ± 0.30	5.07 ± 0.70	17.02 ± 2.00
	Mid#	$\times 10^9/L$	0.23 ± 0.20	0.48 ± 0.48	1.01 ± 0.50
	RBC	$\times 10^{12}/L$	2.32 ± 0.24	4.72 ± 0.24	5.78 ± 0.50
	HGB	g/L	58 ± 6	136 ± 6	186 ± 8
	HCT	%	19.1 ± 2.0	42.4 ± 3.0	55.5 ± 4.0
	MCV	fL	82.3 ± 5.0	89.8 ± 5.0	96.1 ± 5.0
	MCH	pg	25.0 ± 2.5	28.5 ± 2.5	31.9 ± 2.5
	MCHC	g/L	312 ± 30	325 ± 30	339 ± 30
	RDW-CV	%	16.1 ± 3.0	14.7 ± 3.0	14.2 ± 3.0
	RDW-SD	fL	53.6 ± 8.0	54.6 ± 8.0	57.0 ± 8.0
	PLT	$\times 10^9/L$	64 ± 20	234 ± 40	540 ± 60
	MPV	fL	8.1 ± 3.0	8.5 ± 3.0	9.2 ± 3.0
	PDW	fL	12.1 ± 3.0	13.5 ± 3.0	14.5 ± 3.0
	PCT	%	0.052 ± 0.052	0.203 ± 0.200	0.506 ± 0.200
P-LCR	%	26.9 ± 10.0	31.3 ± 10.0	36.7 ± 10.0	
P-LCC	$\times 10^9/L$	17 ± 15	75 ± 25	201 ± 30	

【NOTE】

1. The controls should be stored in refrigerator (2°C~8°C). After opening, it will keep stable for 14 days when it is stored airtight at 2°C~8°C.
2. Before mixing and running the control after take it out from the refrigerator, please keep it at least 15 minutes until reaching room temperature(15°C~30°C).
3. Controls must be well mixed before using. Please mix gently, to avoid cells rupture and/or generating bubbles.
4. After using, put the controls back into the refrigerator to prevent contamination and evaporation.



B0226L



B0226N





B0226H

DM-3D

HEMATOLOGY CONTROL

Reference Values provided by DYMIND

CONTROL
 2026-01-11

 2026-05-10

Applicable Instruments	Parameter	Unit	LOT B0226L	LOT B0226N	LOT B0226H
DYMIND DH31 Vet DH36 Vet (Technical File Version A5.0 or higher)	WBC	$\times 10^9/L$	1.96 ± 0.60	7.05 ± 1.00	19.01 ± 2.50
	Lym%	%	56.9 ± 9.0	27.1 ± 8.0	13.1 ± 8.0
	Gran%	%	31.0 ± 9.0	68.6 ± 8.0	83.8 ± 8.0
	Mid%	%	12.1 ± 10.0	4.3 ± 4.3	3.1 ± 3.1
	Lym#	$\times 10^9/L$	1.11 ± 0.30	1.91 ± 0.70	2.49 ± 2.00
	Gran#	$\times 10^9/L$	0.61 ± 0.30	4.84 ± 0.70	15.93 ± 2.00
	Mid#	$\times 10^9/L$	0.24 ± 0.20	0.30 ± 0.30	0.59 ± 0.50
	RBC	$\times 10^{12}/L$	2.17 ± 0.30	4.33 ± 0.40	5.31 ± 0.50
	HGB	g/L	53 ± 6	123 ± 6	169 ± 8
	HCT	%	17.5 ± 2.0	39.0 ± 3.0	51.7 ± 4.0
	MCV	fL	80.7 ± 5.0	90.1 ± 5.0	97.4 ± 5.0
	MCH	pg	23.8 ± 2.5	27.5 ± 2.5	31.4 ± 2.5
	MCHC	g/L	296 ± 30	311 ± 30	323 ± 30
	RDW-CV	%	16.6 ± 3.0	15.2 ± 3.0	14.7 ± 3.0
	RDW-SD	fL	53.5 ± 8.0	54.3 ± 8.0	56.2 ± 8.0
	PLT	$\times 10^9/L$	64 ± 20	231 ± 40	519 ± 60
	MPV	fL	9.4 ± 3.0	9.2 ± 3.0	9.6 ± 3.0
	PDW	fL	9.6 ± 3.0	10.0 ± 3.0	11.0 ± 3.0
PCT	%	0.063 ± 0.063	0.240 ± 0.200	0.512 ± 0.200	

【NOTE】

1. The controls should be stored in refrigerator (2°C~8°C). After opening, it will keep stable for 14 days when it is stored airtight at 2°C~8°C.
2. Before mixing and running the control after take it out from the refrigerator, please keep it at least 15 minutes until reaching room temperature(15°C~30°C).
3. Controls must be well mixed before using. Please mix gently, to avoid cells rupture and/or generating bubbles.
4. After using, put the controls back into the refrigerator to prevent contamination and evaporation.



B0226L



B0226N





B0226H

DM-3D

HEMATOLOGY CONTROL

Reference Values provided by DYMIND

CONTROL
 2026-01-11

 2026-05-10

Applicable Instruments	Parameter	Unit	LOT B0226L	LOT B0226N	LOT B0226H
DYMIND DH36X (Technical File Version A1.0 or higher)	WBC	$\times 10^9/L$	2.06 ± 0.60	7.22 ± 1.00	19.92 ± 2.50
	Lym%	%	66.8 ± 9.0	32.9 ± 8.0	16.6 ± 8.0
	Gran%	%	29.8 ± 9.0	64.0 ± 8.0	81.2 ± 8.0
	Mid%	%	3.4 ± 3.4	3.1 ± 3.1	2.2 ± 2.2
	Lym#	$\times 10^9/L$	1.38 ± 0.30	2.38 ± 0.70	3.30 ± 2.00
	Gran#	$\times 10^9/L$	0.61 ± 0.30	4.62 ± 0.70	16.18 ± 2.00
	Mid#	$\times 10^9/L$	0.07 ± 0.07	0.22 ± 0.22	0.44 ± 0.44
	RBC	$\times 10^{12}/L$	2.27 ± 0.24	4.44 ± 0.24	5.41 ± 0.50
	HGB	g/L	56 ± 6	129 ± 6	177 ± 8
	HCT	%	18.0 ± 2.0	39.1 ± 3.0	51.7 ± 4.0
	MCV	fL	79.5 ± 5.0	88.1 ± 5.0	95.6 ± 5.0
	MCH	pg	24.7 ± 2.5	29.1 ± 2.5	32.7 ± 2.5
	MCHC	g/L	319 ± 30	338 ± 30	351 ± 30
	RDW-CV	%	17.6 ± 3.0	16.1 ± 3.0	15.5 ± 3.0
	RDW-SD	fL	51.3 ± 8.0	51.7 ± 8.0	53.4 ± 8.0
	PLT	$\times 10^9/L$	66 ± 20	229 ± 40	520 ± 60
	MPV	fL	8.8 ± 3.0	9.3 ± 3.0	9.7 ± 3.0
	PDW	fL	11.3 ± 3.0	12.2 ± 3.0	13.2 ± 3.0
	PCT	%	0.059 ± 0.059	0.215 ± 0.200	0.510 ± 0.200
	P-LCR	%	23.0 ± 10.0	26.7 ± 10.0	29.9 ± 10.0
P-LCC	$\times 10^9/L$	15 ± 15	62 ± 25	158 ± 30	

【NOTE】

1. The controls should be stored in refrigerator (2°C~8°C). After opening, it will keep stable for 14 days when it is stored airtight at 2°C~8°C.
2. Before mixing and running the control after take it out from the refrigerator, please keep it at least 15 minutes until reaching room temperature(15°C~30°C).
3. Controls must be well mixed before using. Please mix gently, to avoid cells rupture and/or generating bubbles.
4. After using, put the controls back into the refrigerator to prevent contamination and evaporation.



B0226L




B0226N




B0226H

DM-3D

HEMATOLOGY CONTROL

Reference Values provided by DYMIND
CONTROL
 2026-01-11

 2026-05-10

Applicable Instruments	Parameter	Unit	LOT B0226L	LOT B0226N	LOT B0226H
DYMIND DP-H10 DP-H12 DP-H13 DP-H15 DP-H16 DP-H17 (Technical File Version A3.3 or higher)	WBC	$\times 10^9/L$	2.41 ± 0.80	8.18 ± 1.20	21.61 ± 3.00
	Lym%	%	65.5 ± 10.0	31.9 ± 8.0	15.3 ± 8.0
	Gran%	%	29.3 ± 12.0	65.0 ± 8.0	82.0 ± 8.0
	Mid%	%	5.2 ± 5.2	3.1 ± 3.1	2.7 ± 2.7
	Lym#	$\times 10^9/L$	1.57 ± 0.60	2.61 ± 1.00	3.31 ± 2.00
	Gran#	$\times 10^9/L$	0.71 ± 0.50	5.32 ± 1.80	17.72 ± 5.00
	Mid#	$\times 10^9/L$	0.13 ± 0.13	0.25 ± 0.25	0.58 ± 0.50
	RBC	$\times 10^{12}/L$	2.50 ± 0.30	4.96 ± 0.60	6.09 ± 0.60
	HGB	g/L	61 ± 8	138 ± 10	192 ± 10
	HCT	%	19.6 ± 3.0	42.2 ± 5.0	55.5 ± 7.0
	MCV	fL	78.3 ± 12.0	85.0 ± 8.0	91.1 ± 8.0
	MCH	pg	24.3 ± 6.0	27.7 ± 3.5	31.5 ± 3.5
	MCHC	g/L	316 ± 70	330 ± 70	348 ± 70
	RDW-CV	%	16.7 ± 3.0	15.7 ± 3.0	15.0 ± 3.0
	RDW-SD	fL	50.9 ± 8.0	52.3 ± 8.0	54.0 ± 8.0
	PLT	$\times 10^9/L$	57 ± 40	239 ± 60	544 ± 80
	MPV	fL	8.4 ± 4.0	8.7 ± 3.0	9.4 ± 3.0
	PDW	fL	11.3 ± 9.0	11.6 ± 3.0	12.8 ± 3.0
	PCT	%	0.048 ± 0.048	0.208 ± 0.208	0.510 ± 0.400
	P-LCR	%	20.5 ± 15.0	22.8 ± 15.0	26.6 ± 15.0
P-LCC	$\times 10^9/L$	12 ± 12	54 ± 30	145 ± 40	

【NOTE】

1. The controls should be stored in refrigerator (2°C~8°C). After opening, it will keep stable for 14 days when it is stored airtight at 2°C~8°C.
2. Before mixing and running the control after take it out from the refrigerator, please keep it at least 15 minutes until reaching room temperature(15°C~30°C).
3. Controls must be well mixed before using. Please mix gently, to avoid cells rupture and/or generating bubbles.
4. After using, put the controls back into the refrigerator to prevent contamination and evaporation.
5. P-LCC and P-LCR parameters are not applicable to DF50,DF51,DF53, DF50 Vet and DF52 Vet Instruments.



B0226L




B0226N




B0226H

DM-3D

HEMATOLOGY CONTROL

Reference Values provided by DYMIND
CONTROL
 2026-01-11

 2026-05-10

Applicable Instruments	Parameter	Unit	LOT B0226L	LOT B0226N	LOT B0226H
DYMIND DP-H10 Vet (Technical File Version A1.0 or higher)	WBC	$\times 10^9/L$	1.96 ± 0.80	7.05 ± 2.00	19.01 ± 4.50
	Lym%	%	56.9 ± 10.0	27.1 ± 8.0	13.1 ± 8.0
	Gran%	%	31.0 ± 12.0	68.6 ± 8.0	83.8 ± 8.0
	Mid%	%	12.1 ± 10.0	4.3 ± 4.3	3.1 ± 3.1
	Lym#	$\times 10^9/L$	1.11 ± 0.60	1.91 ± 1.00	2.49 ± 2.00
	Gran#	$\times 10^9/L$	0.61 ± 0.50	4.84 ± 1.80	15.93 ± 5.00
	Mid#	$\times 10^9/L$	0.24 ± 0.24	0.30 ± 0.30	0.59 ± 0.50
	RBC	$\times 10^{12}/L$	2.17 ± 0.50	4.33 ± 1.20	5.31 ± 1.20
	HGB	g/L	63 ± 15	133 ± 30	179 ± 40
	HCT	%	17.5 ± 5.0	39.0 ± 10.0	51.8 ± 15.0
	MCV	fL	80.7 ± 12.0	90.1 ± 8.0	97.6 ± 8.0
	MCH	pg	29.8 ± 3.0	31.9 ± 3.0	35.4 ± 3.0
	MCHC	g/L	385 ± 45	362 ± 45	377 ± 45
	RDW-CV	%	15.7 ± 3.0	14.4 ± 3.0	14.1 ± 3.0
	RDW-SD	fL	34.7 ± 8.0	36.2 ± 8.0	37.1 ± 8.0
	PLT	$\times 10^9/L$	94 ± 40	224 ± 80	475 ± 120
	MPV	fL	8.8 ± 4.0	10.0 ± 3.0	9.7 ± 3.0
	PDW	fL	8.1 ± 8.1	9.6 ± 3.0	8.7 ± 3.0
PCT	%	0.080 ± 0.080	0.225 ± 0.225	0.459 ± 0.400	

【NOTE】

1. The controls should be stored in refrigerator (2°C~8°C). After opening, it will keep stable for 14 days when it is stored airtight at 2°C~8°C.
2. Before mixing and running the control after take it out from the refrigerator, please keep it at least 15 minutes until reaching room temperature(15°C~30°C).
3. Controls must be well mixed before using. Please mix gently, to avoid cells rupture and/or generating bubbles.
4. After using, put the controls back into the refrigerator to prevent contamination and evaporation.
5. P-LCC and P-LCR parameters are not applicable to DF50,DF51,DF53, DF50 Vet and DF52 Vet Instruments.



B0226L



B0226N





B0226H

DM-3D

HEMATOLOGY CONTROL

Reference Values provided by DYMIND

CONTROL
 2026-01-11

 2026-05-10

Applicable Instruments	Parameter	Unit	LOT B0226L	LOT B0226N	LOT B0226H
DYMIND DP-H20series DP-H21series DP-H22series DP-H23series DP-H24series DP-H25series DP-H26series DP-H27series DP-H28series DP-H29series (Technical File Version A1.0 or higher)	WBC	$\times 10^9/L$	2.42 ± 0.80	8.29 ± 1.20	22.07 ± 3.00
	Lym%	%	53.4 ± 10.0	26.1 ± 8.0	13.0 ± 8.0
	Gran%	%	36.4 ± 12.0	68.7 ± 8.0	82.5 ± 8.0
	Mid%	%	10.2 ± 10.0	5.2 ± 5.0	4.5 ± 4.0
	Lym#	$\times 10^9/L$	1.29 ± 0.60	2.16 ± 1.00	2.87 ± 2.00
	Gran#	$\times 10^9/L$	0.88 ± 0.50	5.70 ± 1.80	18.21 ± 5.00
	Mid#	$\times 10^9/L$	0.25 ± 0.25	0.43 ± 0.43	0.99 ± 0.50
	RBC	$\times 10^{12}/L$	2.53 ± 0.50	5.09 ± 1.20	6.19 ± 1.20
	HGB	g/L	64 ± 8	149 ± 10	202 ± 10
	HCT	%	18.3 ± 3.0	41.7 ± 5.0	54.6 ± 7.0
	MCV	fL	72.4 ± 12.0	81.9 ± 8.0	88.2 ± 8.0
	MCH	pg	25.2 ± 6.0	29.2 ± 3.5	32.6 ± 3.5
	MCHC	g/L	356 ± 70	361 ± 70	376 ± 70
	RDW-CV	%	17.9 ± 3.0	17.2 ± 3.0	16.8 ± 3.0
	RDW-SD	fL	18.0 ± 18.0	50.0 ± 30.0	109.0 ± 40.0
	PLT	$\times 10^9/L$	91 ± 40	245 ± 60	502 ± 80
	MPV	fL	9.7 ± 4.0	9.6 ± 3.0	9.9 ± 3.0
	PDW	fL	12.2 ± 9.0	13.1 ± 3.0	12.9 ± 3.0
	PCT	%	0.088 ± 0.088	0.235 ± 0.235	0.496 ± 0.400
P-LCR	%	20.3 ± 15.0	20.4 ± 15.0	21.7 ± 15.0	
P-LCC	$\times 10^9/L$	18 ± 18	50 ± 30	109 ± 40	

【NOTE】

- The controls should be stored in refrigerator (2°C~8°C). After opening, it will keep stable for 14 days when it is stored airtight at 2°C~8°C.
- Before mixing and running the control after take it out from the refrigerator, please keep it at least 15 minutes until reaching room temperature(15°C~30°C).
- Controls must be well mixed before using. Please mix gently, to avoid cells rupture and/or generating bubbles.
- After using, put the controls back into the refrigerator to prevent contamination and evaporation.
- P-LCC and P-LCR parameters are not applicable to DF50,DF51,DF53, DF50 Vet and DF52 Vet Instruments.



B0226L



B0226N



B0226H