

UN73 Vet

3-Part & 5-Part Combined Auto Hematology Analyzer for Vet

Principle

Tri-angle laser scattering & flow cytometry for WBC differentiation
Impedance for WBC/RBC/PLT counting
Cyanide-free colorimetric method for HGB calculating

Test Mode

CBC+DIFF, CBC+3DIFF

Parameters

CBC+DIFF:
25 reportable parameters+ 6 researchable parameters
3 Histograms + 1*3D Scattergrams + 3*2D Scattergrams
CBC+3DIFF:
21 reportable parameters
3 Histograms

Sample Mode

Auto-Venous Whole Blood (AWB)
Open-vial-Venous Whole Blood (VWB)

Sample Volume

CBC+DIFF: 20 μ L; CBC+3DIFF: 25 μ L

Throughput

Up to 80T/H

Species

Cow, Horse, Sheep, Pig, Alpaca, Camel and Vicuna.

Data Transmission

LAN port
HL7 with bi-direction LIS are available.

Data Storage

\geq 100,000

Printout

Compatible with multiple print formats & user-defined set

Operating Environment

Working Environment: 15 $^{\circ}$ C~30 $^{\circ}$ C;
Relative humidity: 30% ~85%;

Power

Voltage: AC 100V~240V, 50Hz/60Hz
Input Power: \leq 250VA

Size

650mm(W)*550mm(D)*610mm(H)

Weight

57.5Kg

Reagent

DIL-M
LYM-1
LYM-2
LYM-3
CLE-P Cleanser

 **DYMIND**



SHENZHEN DYMIND BIOTECHNOLOGY CO.,LTD.

10th Floor, Building B, High-tech Park, Guangqiao Road, Tianliao Community, Yutang Street, Guangming District, Shenzhen 518107, P. R. China

+86-755-26008015-8123

Intl@dymind.com

www.dymind.com



Declaration: Shenzhen Dymind Biotechnology Co., Ltd reserves the right to change the product of specifications and appearance at any time. For the information of this manual, Shenzhen Dymind Biotechnology Co., Ltd reserves the right to the interpretation and the decision.

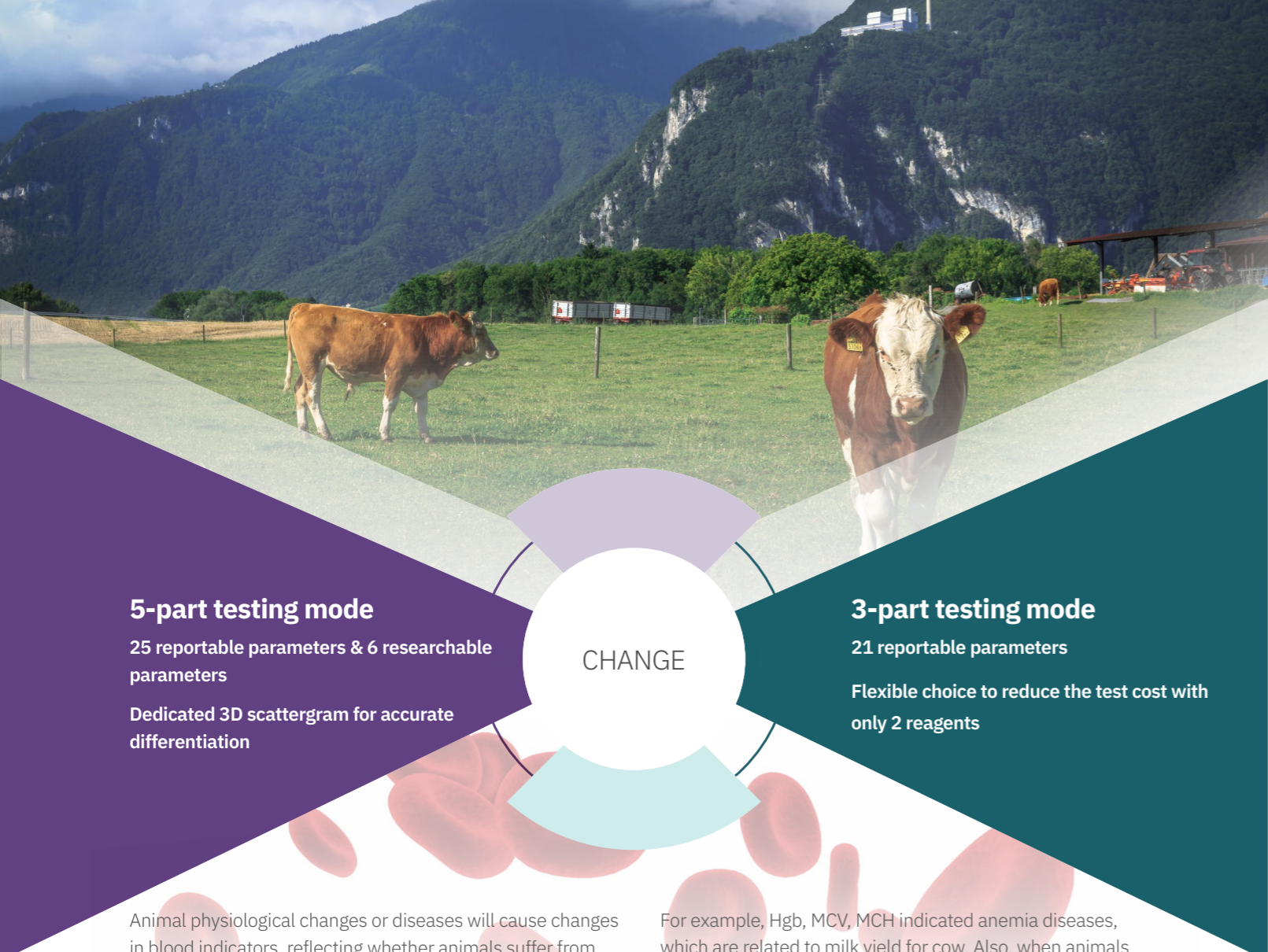
P/N: EN-UN73 Vet[2.0]



One-Click for Infinite Possibility

UN73 Vet

3-Part & 5-Part Combined Auto Hematology Analyzer for Vet



5-part testing mode

25 reportable parameters & 6 researchable parameters

Dedicated 3D scattergram for accurate differentiation

CHANGE

3-part testing mode

21 reportable parameters

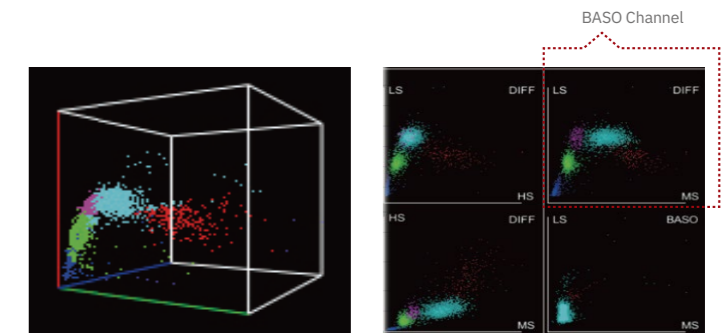
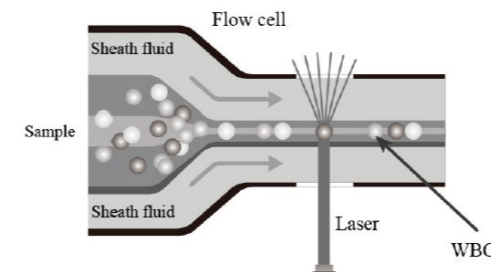
Flexible choice to reduce the test cost with only 2 reagents

Animal physiological changes or diseases will cause changes in blood indicators, reflecting whether animals suffer from diseases to a certain extent, which is conducive to grasp the overall health level of the animals and predict the occurrence of diseases. CBC test is not only the main basis for the diagnosis of various blood diseases, but also provides a lot of important information for the diagnosis and differentiation of other systemic diseases such as anemia, infection, parasitic disease.

For example, Hgb, MCV, MCH indicated anemia diseases, which are related to milk yield for cow. Also, when animals are infected, especially in the early stages of the disease, neutrophils usually increase. Therefore, the research on the assistant diagnosis method of animals' health level is beneficial to the scientific prediction and evaluation of swine health status, to improve the production level of animals, to give full play to its maximum production performance, to promote the improvement of breeding animals, and to speed up the process of genetic improvement of animals.

Advanced Technology

Semiconductor Laser-based Flow Cytometry provides comprehensive and accurate information for differentiation




Dedicated 3D Scattergram

Multi-view 2D scattergrams

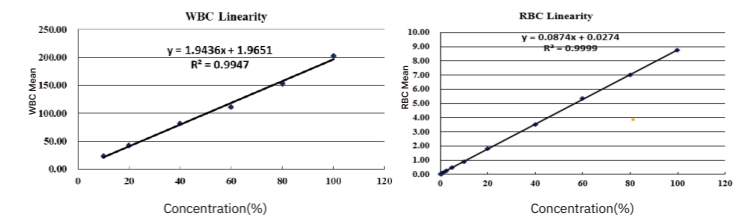
Multiple Choice of Species

7 species & 20 self-customized species
Development for new species is available



Excellent Clinical Performance

The development of species has been strictly tested
Clinical performance of various species show great



One-click solution for powerful function

Minimum for sample volume is only 20µL



Loading up to 60 samples simultaneously, it tests up to 80T/H, which enhances efficiency greatly



Besides automatic loading, open mode for thoughtful STAT function is available

Intelligent Reagent Management

Display reagent information in real time
Easy operation for reagent renew with RF card



Easy Maintenance

One-button error removal and standby function are available

