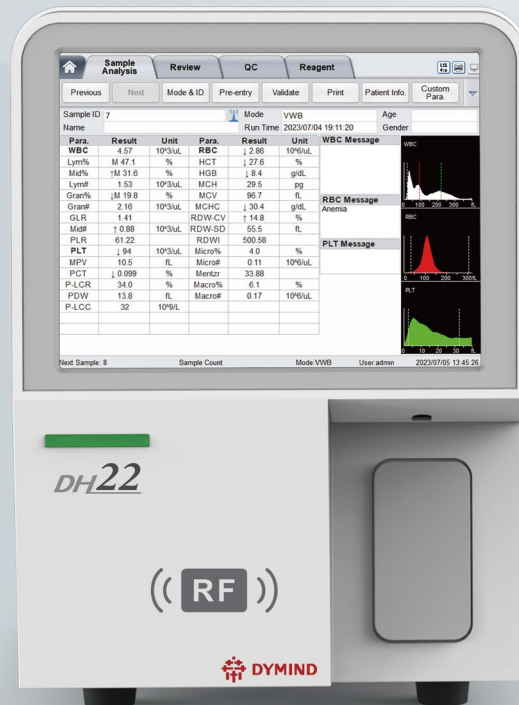


MORE THAN MINIATURIZATION



DH22

Auto Hematology Analyzer

- Compact and user-friendly
- More clinical parameters
- Only 9µL sample volume
- Optional RF card and barcode function

Principle	Parameter																			
Impedance method for WBC, RBC and PLT test Cyanide free colorimetry for HGB test	21 Reportable parameters •WBC •MCH •MPV •Lym# •Mid% •RBC •MCHC •PDW •Lym% •HGB •RDW-CV •P-LCR •Gran# •HCT •RDW-SD •P-LCC •Gran% •MCV •PLT •PCT •Mid#																			
	8 Researchable parameters • PLR •Macro% • GLR •Macro# • RDWI •Mentzr • Micro% • Micro#																			
Throughput	Sample Mode	Sample Volume																		
40T/H	Whole blood, capillary blood, pre-diluted blood	≤9μL (whole blood)																		
Dimension	Display	Data Storage																		
≤ 270mm(W)×375mm(H)×350mm(D)	10.4 inches color touchscreen	200,000																		
Graph	Performance																			
3 histograms	<table border="1"> <thead> <tr> <th>Parameter</th> <th>Linearity Range</th> <th>Precision (CV %)</th> </tr> </thead> <tbody> <tr> <td>WBC (10⁹)</td> <td>0-100</td> <td>≤3.5% (3.50-7.00) ≤2.5% (7.01-15.00)</td> </tr> <tr> <td>RBC (10¹²)</td> <td>0-8.50</td> <td>≤2.0% (3.50-6.50)</td> </tr> <tr> <td>HGB (g/L)</td> <td>0-250</td> <td>≤1.5% (100-180)</td> </tr> <tr> <td>MCV (fL)</td> <td>/</td> <td>≤1.0% (70.0-110.0)</td> </tr> <tr> <td>PLT (10⁹)</td> <td>0-1000</td> <td>≤4.0% (150-500)</td> </tr> </tbody> </table>		Parameter	Linearity Range	Precision (CV %)	WBC (10 ⁹)	0-100	≤3.5% (3.50-7.00) ≤2.5% (7.01-15.00)	RBC (10 ¹²)	0-8.50	≤2.0% (3.50-6.50)	HGB (g/L)	0-250	≤1.5% (100-180)	MCV (fL)	/	≤1.0% (70.0-110.0)	PLT (10 ⁹)	0-1000	≤4.0% (150-500)
Parameter	Linearity Range	Precision (CV %)																		
WBC (10 ⁹)	0-100	≤3.5% (3.50-7.00) ≤2.5% (7.01-15.00)																		
RBC (10 ¹²)	0-8.50	≤2.0% (3.50-6.50)																		
HGB (g/L)	0-250	≤1.5% (100-180)																		
MCV (fL)	/	≤1.0% (70.0-110.0)																		
PLT (10 ⁹)	0-1000	≤4.0% (150-500)																		
Interface																				
4 USB ports, 1 LAN port																				
Data Transmission	Power Environment																			
Bi-directional LIS	100V ~ 240V, 50/60Hz																			
Operating Environment	Printout																			
<ul style="list-style-type: none"> Working environment: 15°C ~ 32°C Relative humidity: 30% ~ 85% Atmospheric pressure: 70kPa ~ 106kPa 	<ul style="list-style-type: none"> Internal printer: internal thermal printer with various formats External printer: compatible with multiple laser / inkjet printers 																			

More clinical parameters

Now, more researchable parameters such as PLR, GLR, RDWI, Micro%, Micro#, Macro%, Macro#, Mentzr are available with higher clinical meaning of anemia, infection, etc



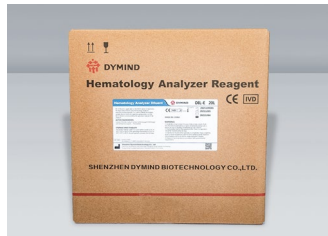
More thoughtful functions

We provide a thoughtful reagent solution of closed system with optional **RF card** or **barcode** according to your requirements



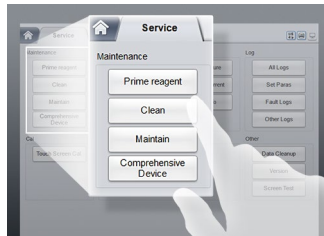
Less reagent consumption

We decrease the unnecessary reagent waste and maintenance, which reduces the maintenance reagent consumption by 20%



Less operation time

The common shut-down time has been reduced to 5 minutes and maintenance time, such as exiting hibernation, has been reduced by 25%, because the fluid circuit and software have been optimized



SHENZHEN DYMIND BIOTECHNOLOGY CO.,LTD.

10th Floor, Building B, High-tech Park, Guangqiao Road, Tianliao Community, Yutang Street, Guangming District, Shenzhen 518107, P. R. China

+86-755-26008015-8123

Intl@dymind.com

www.dymind.com



Declaration: Shenzhen Dymind Biotechnology Co., Ltd reserves the right to change the product of specifications and appearance at any time. For the information of this manual, Shenzhen Dymind Biotechnology Co., Ltd reserves the right to the interpretation and the decision.

P/N: EN-DH22[3.0]