

Principle

CBC+DIFF/RET/NRBC:Laser scattering+Fluorescent method+Flow cytometry

RBC/PLT counting:Sheath flow impedance method

HGB calculating:Cyanide-free colorimetric method

CRP:Latex-enhanced nephelometry method

Parameter

42 reportable parameters (Whole blood):

- WBC
- Neu#
- Lym#
- Mon#
- Eos#
- Bas#
- Neu%
- Lym%
- Mon%
- Eos%
- Bas%
- IG# IG%
- NLR PLR
- RBC HGB
- HCT MCV
- MCH
- MCHC
- RDW-SD
- RDW-CV
- NRBC#
- NRBC%
- RET# RET% LFR
- MFR HFR IRF RHE
- PLT PCT MPV PDW
- P-LCR P-LCC IPF
- FR-CRP
- CRP
- Hs-CRP

7 reportable parameters (Body fluid)

TC-BF#, WBC-BF, MN#, PMN#, MN%, PMN%, RBC-BF

Researchable parameters & Graph

- Up to 152 researchable parameters (Whole blood) & 11 researchable parameters (Body fluid)
- 2 Histograms & 4*3D Scattergrams & 8*2D Scattergrams (Whole blood)
- 1 Histograms & 1*3D Scattergrams & 1*2D Scattergrams (Body fluid)

Sample Mode

Whole blood, capillary blood, pre-diluted, body fluid

Sampling Mode

Auto sampling; Manual sampling(Closed);
Manual sampling(Open)

Common Test Mode

- CBC
- RET
- PLT-F
- CBC+DIFF
- CBC+DIFF(LW+LP)
- CBC+DIFF+RET
- CBC+DIFF+CRP
- CBC+DIFF+PLT-F
- CBC+DIFF+RET+PLT-F

*For other modes, please refer to the instruction manual

Sample Volume

- Whole blood: all≤85ul
- Capillary blood: CBC/CBC+DIFF≤27.5ul
- Pre-diluted: all≤20ul
- Body fluid: all≤85ul

Throughput

Up to 110T/H (CBC/CBC+DIFF);Up to 100T/H (CBC+DIFF+CRP)

Parameter	Linearity Range	Precision (CV %)
WBC(10 ⁹ /L)	0-500	≤2.5%(4.00-15.00)
RBC(10 ¹² /L)	0-8.50	≤1.5% (3.50-6.00)
HGB(g/L)	0-260	≤1.0% (110-180)
MCV(fL)	/	≤1.0% (70.0-120)
PLT(10 ⁹ /L)	0-5000	≤4.0% (100-500)

Display

15.6 inch color screen

Data Storage

≥300,000

Barcode Scanning

Automatic rotary barcode scanning.

Data Transmission

USB, LAN port and HL7 with bi-direction LIS are available.

Printout

Compatible with multiple print formats & user-defined set

Operating Environment

- Working Environment: 15°C~32°C;
- Relative humidity: 30% ~85%;
- Atmospheric pressure: 70kPa~106kPa

Power(Main Unit)

- Voltage: AC 100V~240V (±10%);
- Frequency: 50Hz/60Hz(±1 Hz);
- Power: 1000VA
- Power: 660VA

Size

W*D*H: 670mm*865mm*873mm

Weight

≤115Kg

Note: Specification as above is only applicable to DH-800 cs[H7] model.

10th Floor, Building B, High-tech Park, Guangqiao Road, Tianliao Community, Yutang Street, Guangming District, Shenzhen 518107, P. R. China

+86-755-26008015-8123

Intl@dymind.com

www.dymind.com



Declaration: Shenzhen Dymind Biotechnology Co., Ltd reserves the right to change the product of specifications and appearance at any time. For the information of this manual, Shenzhen Dymind Biotechnology Co., Ltd reserves the right to the interpretation and the decision. P/N: EN-DH-8000 [4.0]

DYMIND | *the simpler, the better*

MEET THE ULTIMATE




DH-800 CRP

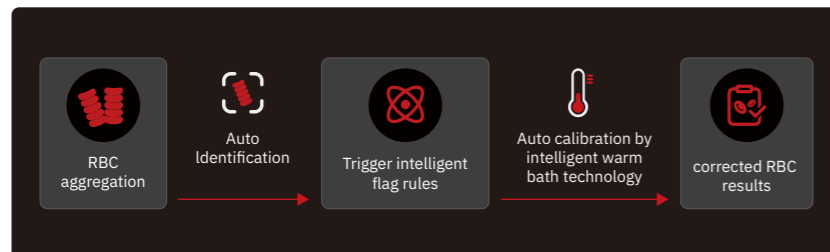
Auto Hematology Analyzer with RET

Innovated Technology for abnormal WBC/RBC/PLT

- Enhance the accuracy of flagging for Blast/IG.
- Comprehensive and logical AI analysis procedure for common leukemia such as AML&ALL.



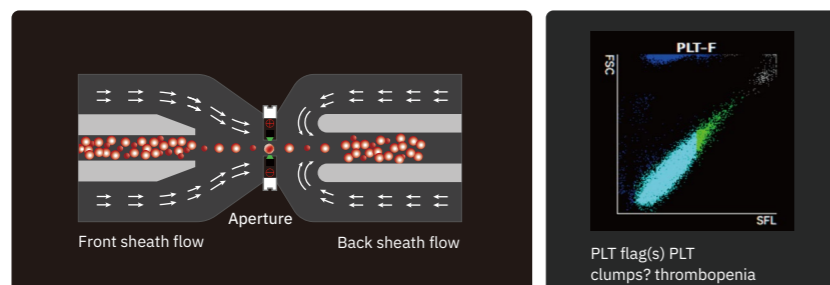
Upgraded anti-interference solution for RBC



- Provide intelligent flagging rules for RBC aggregation.
- Auto result correction with warm bath technology reduces interference by RBC aggregation.

Comprehensive solution for PLT

- New sheath flow impedance method decreases the interference by microcytes and large PLT.
- Dedicated PLT de-clump technology ameliorates the PLT aggregation issues greatly.
- Powerful PLT-F channel avoids the interference by cell debris further.



Unprecedented automation for daily operation and maintenance

Unparalleled operation experience



- 15.6 inch touch screen for the ultimate interactive experience
- Q-button for switching common mode enhance operation efficiency.
- Loading for whole blood and capillary blood tubes simultaneously are available.

Various and flexible sampling design



- Global pioneer triune sampling design including autoloading and STAT(open and closed) meets various operation habits of end-users.

Comprehensive solution for auto-maintenance



- Auto shut-down function with internal cleanser room
- Fully-auto maintenance according to the real-time analyzer status.