


	文件类型	技术文件	文件版本	V11.2.1	
	项目代号	/	页 码	第0页 共19页	
	文件编号	GL DM-56-01- en			
文件名称： <p style="text-align: center;">CONTROL DM-5D BC032503 2025-05-19</p> 适用范围： 公司所有五分类仪器					
编制：郭罕星 日期：2025.05.07		审核：刘金盈 日期：2025.05.07		批准：程军 日期：2025.05.07	
修 订 记 录					
版本	TCN/ECR/PCN编号	修订内容概要	修改人	批准人	批准日期
V11.2.0	/	新建	郭罕星	程军	2025.04.30
V11.2.1	/	修改1105A10.5及以上机型MCHC参考值	郭罕星	程军	2025.05.07
发至：	<input type="checkbox"/> 总经办 <input type="checkbox"/> 质量部 <input type="checkbox"/> 财务部 <input checked="" type="checkbox"/> 营销部 <input checked="" type="checkbox"/> 客服 <input type="checkbox"/> 计划 <input type="checkbox"/> 采购 <input checked="" type="checkbox"/> 工程 <input type="checkbox"/> 仓库 <input checked="" type="checkbox"/> 设备研发 <input checked="" type="checkbox"/> 试剂研发 <input type="checkbox"/> 物料质量 <input type="checkbox"/> 设备生产 <input type="checkbox"/> 试剂生产 <input checked="" type="checkbox"/> 试剂质检 <input checked="" type="checkbox"/> 设备质检				
由工程					


DM-5D

HEMATOLOGY CONTROL

Reference Values provided by DYMIND

CONTROL

 2025-02-19

 2025-05-19

Applicable Instruments	Parameter	Unit	LOT BC0325L03	LOT BC0325N03	LOT BC0325H03
DYMIND D1-CRP D3-CRP D5-CRP DH51CRP DH53CRP DH56CRP (Technical File Version A9.0 to A11.9)	WBC	$\times 10^9/L$	3.43 ± 0.50	8.03 ± 1.00	18.51 ± 2.50
	Neu%	%	49.9 ± 9.0	57.2 ± 8.0	66.6 ± 7.0
	Lym%	%	39.9 ± 9.0	27.7 ± 8.0	16.9 ± 6.0
	Mon%	%	6.4 ± 4.0	6.7 ± 5.0	5.4 ± 5.4
	Eos%	%	3.8 ± 3.8	8.4 ± 6.0	11.1 ± 7.0
	Bas%	%	62.3 ± 8.0	72.7 ± 8.0	82.1 ± 8.0
	Neu#	$\times 10^9/L$	1.71 ± 0.40	4.60 ± 0.70	12.33 ± 1.40
	Lym#	$\times 10^9/L$	1.37 ± 0.40	2.22 ± 0.70	3.13 ± 1.10
	Mon#	$\times 10^9/L$	0.22 ± 0.14	0.54 ± 0.50	1.00 ± 1.00
	Eos#	$\times 10^9/L$	0.13 ± 0.13	0.67 ± 0.50	2.05 ± 1.30
	Bas#	$\times 10^9/L$	2.14 ± 0.30	5.84 ± 0.70	15.20 ± 1.50
	RBC	$\times 10^{12}/L$	2.20 ± 0.18	4.39 ± 0.24	5.14 ± 0.50
	HGB	g/L	55 ± 4	129 ± 6	164 ± 8
	HCT	%	18.3 ± 2.0	41.3 ± 3.0	52.3 ± 4.0
	MCV	fL	83.3 ± 5.0	94.1 ± 5.0	101.8 ± 6.0
	MCH	pg	25.0 ± 2.5	29.1 ± 2.5	31.7 ± 2.5
	MCHC	g/L	300 ± 30	309 ± 30	311 ± 30
	RDW-CV	%	18.4 ± 3.0	16.3 ± 3.0	15.4 ± 3.0
	RDW-SD	fL	54.3 ± 10.0	53.9 ± 10.0	55.0 ± 12.0
	PLT	$\times 10^9/L$	50 ± 20	271 ± 40	550 ± 60
	MPV	fL	9.3 ± 3.0	9.2 ± 3.0	8.3 ± 3.0
	PDW	fL	8.7 ± 3.0	10.4 ± 3.0	8.8 ± 3.0
	PCT	%	0.047 ± 0.047	0.249 ± 0.100	0.457 ± 0.200
P-LCR	%	18.8 ± 8.0	21.1 ± 8.0	16.3 ± 8.0	
P-LCC	$\times 10^9/L$	11 ± 11	57 ± 25	89 ± 35	
PDW	/	10.0 ± 3.0	9.9 ± 3.0	10.0 ± 3.0	


【NOTE】


1. The controls should be stored in refrigerator (2°C~8°C). After opening, it will keep stable for 14 days when it is stored airtight at 2°C~8°C.
2. Before mixing and running the control after take it out from the refrigerator, please keep it at least 15 minutes until reaching room temperature(15°C~30°C).
3. Controls must be well mixed before using. Please mix gently, to avoid cells rupture and/or generating bubbles.
4. After using, put the controls back into the refrigerator to prevent contamination and evaporation.

DM-5D

HEMATOLOGY CONTROL

Reference Values provided by DYMIND

CONTROL
 2025-02-19

 2025-05-19

Applicable Instruments	Parameter	Unit	LOT BC0325L03	LOT BC0325N03	LOT BC0325H03
DYMIND D1-CRP D3-CRP D5-CRP DH51CRP DH53CRP DH56CRP (Technical File Version A11.11 or higher)	WBC	$\times 10^9/L$	3.68 ± 0.50	8.81 ± 1.00	20.37 ± 2.50
	Neu%	%	49.8 ± 9.0	59.1 ± 8.0	71.1 ± 7.0
	Lym%	%	40.1 ± 9.0	29.5 ± 8.0	18.5 ± 6.0
	Mon%	%	6.6 ± 4.0	7.4 ± 5.0	5.9 ± 5.9
	Eos%	%	3.5 ± 3.5	4.0 ± 4.0	4.5 ± 4.5
	Bas%	%	62.9 ± 8.0	73.0 ± 8.0	82.2 ± 8.0
	Neu#	$\times 10^9/L$	1.83 ± 0.40	5.21 ± 0.70	14.48 ± 1.40
	Lym#	$\times 10^9/L$	1.48 ± 0.40	2.60 ± 0.70	3.77 ± 1.10
	Mon#	$\times 10^9/L$	0.24 ± 0.14	0.65 ± 0.50	1.20 ± 1.10
	Eos#	$\times 10^9/L$	0.13 ± 0.13	0.35 ± 0.35	0.92 ± 0.92
	Bas#	$\times 10^9/L$	2.31 ± 0.30	6.43 ± 0.70	16.74 ± 1.50
	RBC	$\times 10^{12}/L$	2.22 ± 0.18	4.47 ± 0.24	5.24 ± 0.50
	HGB	g/L	55 ± 4	128 ± 6	164 ± 8
	HCT	%	17.9 ± 2.0	40.1 ± 3.0	50.8 ± 4.0
	MCV	fL	80.5 ± 5.0	89.8 ± 5.0	96.9 ± 6.0
	MCH	pg	24.4 ± 2.5	28.4 ± 2.5	30.9 ± 2.5
	MCHC	g/L	303 ± 30	317 ± 30	319 ± 30
	RDW-CV	%	18.0 ± 3.0	15.8 ± 3.0	15.0 ± 3.0
	RDW-SD	fL	53.3 ± 10.0	52.5 ± 10.0	53.7 ± 12.0
	PLT	$\times 10^9/L$	54 ± 20	265 ± 40	535 ± 60
MPV	fL	9.2 ± 3.0	9.0 ± 3.0	8.1 ± 3.0	
PDW	fL	8.3 ± 3.0	10.3 ± 3.0	8.4 ± 3.0	
PCT	%	0.050 ± 0.050	0.239 ± 0.100	0.433 ± 0.200	
P-LCR	%	18.1 ± 8.0	20.2 ± 8.0	15.6 ± 8.0	
P-LCC	$\times 10^9/L$	10 ± 10	53 ± 25	83 ± 35	


【NOTE】


1. The controls should be stored in refrigerator (2°C~8°C). After opening, it will keep stable for 14 days when it is stored airtight at 2°C~8°C.
2. Before mixing and running the control after take it out from the refrigerator, please keep it at least 15 minutes until reaching room temperature(15°C~30°C).
3. Controls must be well mixed before using. Please mix gently, to avoid cells rupture and/or generating bubbles.
4. After using, put the controls back into the refrigerator to prevent contamination and evaporation.

DM-5D

HEMATOLOGY CONTROL

Reference Values provided by DYMIND

CONTROL
 2025-02-19

 2025-05-19

Applicable Instruments	Parameter	Unit	LOT BC0325L03	LOT BC0325N03	LOT BC0325H03
DYMIND UN71 UN73 UN76 DH73 (Technical File Version A5.5 to A6.2)	WBC	$\times 10^9/L$	3.57 ± 0.50	8.20 ± 1.00	18.73 ± 2.50
	Neu%	%	49.8 ± 9.0	57.7 ± 8.0	69.3 ± 7.0
	Lym%	%	40.8 ± 9.0	30.7 ± 8.0	20.0 ± 6.0
	Mon%	%	6.3 ± 4.0	7.2 ± 5.0	6.0 ± 6.0
	Eos%	%	3.1 ± 3.1	4.4 ± 4.4	4.7 ± 4.7
	Bas%	%	0.5 ± 0.5	0.7 ± 0.7	0.7 ± 0.7
	Neu#	$\times 10^9/L$	1.78 ± 0.40	4.73 ± 0.70	12.98 ± 1.40
	Lym#	$\times 10^9/L$	1.46 ± 0.40	2.52 ± 0.70	3.75 ± 1.10
	Mon#	$\times 10^9/L$	0.22 ± 0.14	0.59 ± 0.50	1.12 ± 1.10
	Eos#	$\times 10^9/L$	0.11 ± 0.11	0.36 ± 0.36	0.88 ± 0.88
	Bas#	$\times 10^9/L$	0.02 ± 0.02	0.06 ± 0.06	0.13 ± 0.13
	RBC	$\times 10^{12}/L$	2.22 ± 0.18	4.47 ± 0.24	5.11 ± 0.50
	HGB	g/L	58 ± 4	132 ± 6	169 ± 8
	HCT	%	17.8 ± 2.0	40.3 ± 3.0	49.9 ± 4.0
	MCV	fL	80.4 ± 5.0	90.2 ± 5.0	97.6 ± 6.0
	MCH	pg	25.7 ± 2.5	28.9 ± 2.5	32.0 ± 2.5
	MCHC	g/L	319 ± 30	321 ± 30	328 ± 30
	RDW-CV	%	18.7 ± 3.0	16.8 ± 3.0	15.9 ± 3.0
	RDW-SD	fL	56.8 ± 10.0	56.6 ± 10.0	58.1 ± 12.0
	PLT	$\times 10^9/L$	61 ± 20	256 ± 40	488 ± 60
MPV	fL	8.6 ± 3.0	9.1 ± 3.0	8.3 ± 3.0	
PDW	fL	9.3 ± 3.0	10.1 ± 3.0	8.8 ± 3.0	
PCT	%	0.052 ± 0.050	0.233 ± 0.100	0.405 ± 0.200	
P-LCR	%	18.8 ± 8.0	20.8 ± 8.0	16.3 ± 8.0	
P-LCC	$\times 10^9/L$	11 ± 11	53 ± 25	80 ± 35	

【NOTE】

1. The controls should be stored in refrigerator (2°C~8°C). After opening, it will keep stable for 14 days when it is stored airtight at 2°C~8°C.
2. Before mixing and running the control after take it out from the refrigerator, please keep it at least 15 minutes until reaching room temperature(15°C~30°C).
3. Controls must be well mixed before using. Please mix gently, to avoid cells rupture and/or generating bubbles.
4. After using, put the controls back into the refrigerator to prevent contamination and evaporation.



BC0325L03



BC0325N03





BC0325H03

DM-5D

HEMATOLOGY CONTROL

Reference Values provided by DYMIND

CONTROL
 2025-02-19

 2025-05-19

Applicable Instruments	Parameter	Unit	LOT BC0325L03	LOT BC0325N03	LOT BC0325H03
DYMIND UN71 UN73 UN76 DH73 (Technical File Version A6.3 or higher)	WBC	$\times 10^9/L$	3.67 ± 0.50	8.36 ± 1.00	19.58 ± 2.50
	Neu%	%	50.0 ± 9.0	58.0 ± 8.0	69.9 ± 7.0
	Lym%	%	40.4 ± 9.0	30.5 ± 8.0	20.2 ± 6.0
	Mon%	%	6.3 ± 4.0	7.1 ± 5.0	5.9 ± 5.9
	Eos%	%	3.3 ± 3.3	4.4 ± 4.4	4.0 ± 4.0
	Bas%	%	0.6 ± 0.6	0.7 ± 0.7	0.7 ± 0.7
	Neu#	$\times 10^9/L$	1.84 ± 0.40	4.85 ± 0.70	13.68 ± 1.40
	Lym#	$\times 10^9/L$	1.48 ± 0.40	2.55 ± 0.70	3.96 ± 1.10
	Mon#	$\times 10^9/L$	0.23 ± 0.14	0.59 ± 0.50	1.16 ± 1.10
	Eos#	$\times 10^9/L$	0.12 ± 0.12	0.37 ± 0.37	0.78 ± 0.78
	Bas#	$\times 10^9/L$	0.02 ± 0.02	0.06 ± 0.06	0.14 ± 0.14
	RBC	$\times 10^{12}/L$	2.25 ± 0.18	4.49 ± 0.24	5.24 ± 0.50
	HGB	g/L	58 ± 4	134 ± 6	172 ± 8
	HCT	%	18.2 ± 2.0	40.9 ± 3.0	51.8 ± 4.0
	MCV	fL	80.7 ± 5.0	91.2 ± 5.0	98.9 ± 6.0
	MCH	pg	25.3 ± 2.5	29.3 ± 2.5	32.3 ± 2.5
	MCHC	g/L	314 ± 30	321 ± 30	326 ± 30
	RDW-CV	%	18.0 ± 3.0	16.0 ± 3.0	15.2 ± 3.0
	RDW-SD	fL	55.2 ± 10.0	54.6 ± 10.0	56.0 ± 12.0
	PLT	$\times 10^9/L$	57 ± 20	252 ± 40	487 ± 60
MPV	fL	8.6 ± 3.0	9.1 ± 3.0	8.2 ± 3.0	
PDW	fL	9.6 ± 3.0	10.2 ± 3.0	8.5 ± 3.0	
PCT	%	0.049 ± 0.049	0.229 ± 0.100	0.399 ± 0.200	
P-LCR	%	18.7 ± 8.0	20.6 ± 8.0	15.8 ± 8.0	
P-LCC	$\times 10^9/L$	11 ± 11	52 ± 25	77 ± 35	

【NOTE】

1. The controls should be stored in refrigerator (2°C~8°C). After opening, it will keep stable for 14 days when it is stored airtight at 2°C~8°C.
2. Before mixing and running the control after take it out from the refrigerator, please keep it at least 15 minutes until reaching room temperature(15°C~30°C).
3. Controls must be well mixed before using. Please mix gently, to avoid cells rupture and/or generating bubbles.
4. After using, put the controls back into the refrigerator to prevent contamination and evaporation.



BC0325L03



BC0325N03




BC0325H03


DM-5D

HEMATOLOGY CONTROL

Reference Values provided by DYMIND

CONTROL

 2025-02-19

 2025-05-19

Applicable Instruments	Parameter	Unit	LOT BC0325L03	LOT BC0325N03	LOT BC0325H03
DYMIND DF50 DF51 DF52 DF53 DF55 DF56 (Technical File Version A11.2 to A11.6)	WBC	$\times 10^9/L$	3.48 ± 0.50	7.93 ± 1.00	18.16 ± 2.50
	Neu%	%	48.7 ± 9.0	55.1 ± 8.0	64.0 ± 7.0
	Lym%	%	41.8 ± 9.0	31.0 ± 8.0	20.0 ± 6.0
	Mon%	%	3.8 ± 3.8	4.5 ± 4.5	4.4 ± 4.4
	Eos%	%	5.7 ± 5.0	9.4 ± 6.0	11.6 ± 7.0
	Bas%	%	0.6 ± 0.6	0.8 ± 0.8	0.8 ± 0.8
	Neu#	$\times 10^9/L$	1.70 ± 0.40	4.36 ± 0.70	11.62 ± 1.40
	Lym#	$\times 10^9/L$	1.45 ± 0.40	2.46 ± 0.70	3.63 ± 1.10
	Mon#	$\times 10^9/L$	0.13 ± 0.13	0.36 ± 0.36	0.80 ± 0.80
	Eos#	$\times 10^9/L$	0.20 ± 0.15	0.75 ± 0.50	2.11 ± 1.30
	Bas#	$\times 10^9/L$	0.02 ± 0.02	0.06 ± 0.06	0.15 ± 0.15
	RBC	$\times 10^{12}/L$	2.28 ± 0.18	4.56 ± 0.24	5.28 ± 0.50
	HGB	g/L	57 ± 4	132 ± 6	169 ± 8
	HCT	%	18.6 ± 2.0	41.8 ± 3.0	52.3 ± 4.0
	MCV	fL	81.4 ± 5.0	91.7 ± 5.0	99.1 ± 6.0
	MCH	pg	24.7 ± 2.5	28.6 ± 2.5	31.8 ± 2.5
	MCHC	g/L	303 ± 30	311 ± 30	321 ± 30
	RDW-CV	%	14.8 ± 3.0	13.3 ± 3.0	12.7 ± 3.0
	RDW-SD	fL	50.7 ± 10.0	50.9 ± 10.0	52.0 ± 12.0
	PLT	$\times 10^9/L$	67 ± 20	265 ± 40	491 ± 60
MPV	fL	9.1 ± 3.0	9.3 ± 3.0	8.4 ± 3.0	
PDW	fL	10.1 ± 3.0	12.0 ± 3.0	10.5 ± 3.0	
PCT	%	0.061 ± 0.050	0.246 ± 0.100	0.412 ± 0.200	
P-LCR	%	27.5 ± 8.0	31.2 ± 8.0	24.9 ± 8.0	
P-LCC	$\times 10^9/L$	18 ± 15	83 ± 25	122 ± 35	


【NOTE】


1. The controls should be stored in refrigerator (2°C~8°C). After opening, it will keep stable for 14 days when it is stored airtight at 2°C~8°C.
2. Before mixing and running the control after take it out from the refrigerator, please keep it at least 15 minutes until reaching room temperature(15°C~30°C).
3. Controls must be well mixed before using. Please mix gently, to avoid cells rupture and/or generating bubbles.
4. After using, put the controls back into the refrigerator to prevent contamination and evaporation.
5. P-LCC and P-LCR parameters are not applicable to DF50,DF51,DF53, DF50 Vet and DF52 Vet Instruments.

DM-5D

HEMATOLOGY CONTROL

Reference Values provided by DYMIND

CONTROL
 2025-02-19

 2025-05-19

Applicable Instruments	Parameter	Unit	LOT BC0325L03	LOT BC0325N03	LOT BC0325H03
DYMIND DF50 DF51 DF52 DF53 DF55 DF56 (Technical File Version A12.0 or higher)	WBC	$\times 10^9/L$	3.66 ± 0.50	8.40 ± 1.00	18.96 ± 2.50
	Neu%	%	49.2 ± 9.0	55.1 ± 8.0	63.1 ± 7.0
	Lym%	%	41.8 ± 9.0	31.5 ± 8.0	21.4 ± 6.0
	Mon%	%	3.4 ± 3.4	4.3 ± 4.3	4.1 ± 4.1
	Eos%	%	5.6 ± 5.0	9.1 ± 6.0	11.4 ± 7.0
	Bas%	%	0.4 ± 0.4	0.5 ± 0.5	0.3 ± 0.3
	Neu#	$\times 10^9/L$	1.81 ± 0.40	4.63 ± 0.70	11.96 ± 1.40
	Lym#	$\times 10^9/L$	1.53 ± 0.40	2.65 ± 0.70	4.06 ± 1.10
	Mon#	$\times 10^9/L$	0.12 ± 0.12	0.36 ± 0.36	0.78 ± 0.78
	Eos#	$\times 10^9/L$	0.20 ± 0.15	0.76 ± 0.50	2.16 ± 1.30
	Bas#	$\times 10^9/L$	0.01 ± 0.01	0.04 ± 0.04	0.06 ± 0.06
	RBC	$\times 10^{12}/L$	2.31 ± 0.18	4.61 ± 0.24	5.33 ± 0.50
	HGB	g/L	58 ± 4	133 ± 6	172 ± 8
	HCT	%	18.3 ± 2.0	40.3 ± 3.0	50.0 ± 4.0
	MCV	fL	79.4 ± 5.0	87.5 ± 5.0	93.9 ± 6.0
	MCH	pg	24.7 ± 2.5	28.6 ± 2.5	31.8 ± 2.5
	MCHC	g/L	309 ± 30	325 ± 30	337 ± 30
	RDW-CV	%	15.4 ± 3.0	13.9 ± 3.0	13.3 ± 3.0
	RDW-SD	fL	52.7 ± 10.0	53.2 ± 10.0	54.7 ± 12.0
	PLT	$\times 10^9/L$	65 ± 20	261 ± 40	484 ± 60
MPV	fL	8.3 ± 3.0	8.8 ± 3.0	8.1 ± 3.0	
PDW	fL	9.2 ± 3.0	11.4 ± 3.0	9.8 ± 3.0	
PCT	%	0.054 ± 0.050	0.230 ± 0.100	0.392 ± 0.200	
P-LCR	%	21.9 ± 8.0	27.9 ± 8.0	22.4 ± 8.0	
P-LCC	$\times 10^9/L$	14 ± 14	73 ± 25	109 ± 35	

【NOTE】

1. The controls should be stored in refrigerator (2°C~8°C). After opening, it will keep stable for 14 days when it is stored airtight at 2°C~8°C.
2. Before mixing and running the control after take it out from the refrigerator, please keep it at least 15 minutes until reaching room temperature(15°C~30°C).
3. Controls must be well mixed before using. Please mix gently, to avoid cells rupture and/or generating bubbles.
4. After using, put the controls back into the refrigerator to prevent contamination and evaporation.
5. P-LCC and P-LCR parameters are not applicable to DF50,DF51,DF53, DF50 Vet and DF52 Vet Instruments.



BC0325L03



BC0325N03




BC0325H03


DM-5D

HEMATOLOGY CONTROL

Reference Values provided by DYMIND

CONTROL

 2025-02-19

 2025-05-19

Applicable Instruments	Parameter	Unit	LOT BC0325L03	LOT BC0325N03	LOT BC0325H03
DYMIND DF50 DF51 DF52 DF53 DF55 DF56 (Technical File Version B1.0 or higher)	WBC	$\times 10^9/L$	3.66 ± 0.50	8.34 ± 1.00	18.89 ± 2.50
	Neu%	%	49.3 ± 9.0	55.1 ± 8.0	63.3 ± 7.0
	Lym%	%	42.0 ± 9.0	31.5 ± 8.0	20.6 ± 6.0
	Mon%	%	3.2 ± 3.2	4.3 ± 4.3	4.4 ± 4.4
	Eos%	%	5.5 ± 5.0	9.1 ± 6.0	11.7 ± 7.0
	Bas%	%	0.4 ± 0.4	0.6 ± 0.6	0.4 ± 0.4
	Neu#	$\times 10^9/L$	1.80 ± 0.40	4.59 ± 0.70	11.96 ± 1.40
	Lym#	$\times 10^9/L$	1.54 ± 0.40	2.63 ± 0.70	3.89 ± 1.10
	Mon#	$\times 10^9/L$	0.12 ± 0.12	0.36 ± 0.36	0.83 ± 0.83
	Eos#	$\times 10^9/L$	0.20 ± 0.15	0.76 ± 0.50	2.21 ± 1.30
	Bas#	$\times 10^9/L$	0.01 ± 0.01	0.05 ± 0.05	0.08 ± 0.08
	RBC	$\times 10^{12}/L$	2.27 ± 0.18	4.54 ± 0.24	5.24 ± 0.50
	HGB	g/L	59 ± 4	137 ± 6	175 ± 8
	HCT	%	18.3 ± 2.0	40.4 ± 3.0	50.1 ± 4.0
	MCV	fL	80.5 ± 5.0	89.0 ± 5.0	95.7 ± 6.0
	MCH	pg	25.5 ± 2.5	29.7 ± 2.5	33.1 ± 2.5
	MCHC	g/L	317 ± 30	334 ± 30	345 ± 30
	RDW-CV	%	15.1 ± 3.0	13.5 ± 3.0	12.9 ± 3.0
	RDW-SD	fL	51.9 ± 10.0	51.8 ± 10.0	53.3 ± 12.0
	PLT	$\times 10^9/L$	68 ± 20	266 ± 40	486 ± 60
MPV	fL	8.3 ± 3.0	8.5 ± 3.0	7.9 ± 3.0	
PDW	fL	9.2 ± 3.0	11.8 ± 3.0	10.1 ± 3.0	
PCT	%	0.056 ± 0.050	0.226 ± 0.100	0.384 ± 0.200	
P-LCR	%	21.5 ± 8.0	25.8 ± 8.0	21.2 ± 8.0	
P-LCC	$\times 10^9/L$	15 ± 15	69 ± 25	103 ± 35	

【NOTE】

1. The controls should be stored in refrigerator (2°C~8°C). After opening, it will keep stable for 14 days when it is stored airtight at 2°C~8°C.
2. Before mixing and running the control after take it out from the refrigerator, please keep it at least 15 minutes until reaching room temperature(15°C~30°C).
3. Controls must be well mixed before using. Please mix gently, to avoid cells rupture and/or generating bubbles.
4. After using, put the controls back into the refrigerator to prevent contamination and evaporation.
5. P-LCC and P-LCR parameters are not applicable to DF50,DF51,DF53, DF50 Vet and DF52 Vet Instruments.



BC0325L03



BC0325N03




BC0325H03


DM-5D

HEMATOLOGY CONTROL

Reference Values provided by DYMIND

CONTROL

 2025-02-19

 2025-05-19

Applicable Instruments	Parameter	Unit	LOT BC0325L03	LOT BC0325N03	LOT BC0325H03
DYMIND DH71 DH76 (Technical File Version A4.1to A10.3) DH51 DH53 DH56 (Technical File Version A8.1 or higher)	WBC	$\times 10^9/L$	3.77 ± 0.50	8.52 ± 1.00	19.19 ± 2.50
	Neu%	%	51.0 ± 9.0	57.9 ± 8.0	67.5 ± 7.0
	Lym%	%	39.6 ± 9.0	29.5 ± 8.0	19.0 ± 6.0
	Mon%	%	6.1 ± 4.0	7.2 ± 5.0	6.2 ± 6.0
	Eos%	%	3.3 ± 3.3	5.4 ± 5.4	7.3 ± 7.0
	Bas%	%	62.1 ± 8.0	72.3 ± 8.0	81.6 ± 8.0
	Neu#	$\times 10^9/L$	1.93 ± 0.40	4.94 ± 0.70	12.95 ± 1.40
	Lym#	$\times 10^9/L$	1.49 ± 0.40	2.51 ± 0.70	3.65 ± 1.10
	Mon#	$\times 10^9/L$	0.23 ± 0.14	0.61 ± 0.50	1.19 ± 1.10
	Eos#	$\times 10^9/L$	0.12 ± 0.12	0.46 ± 0.46	1.40 ± 1.30
	Bas#	$\times 10^9/L$	2.34 ± 0.30	6.16 ± 0.70	15.66 ± 1.50
	RBC	$\times 10^{12}/L$	2.06 ± 0.18	4.15 ± 0.24	4.88 ± 0.50
	HGB	g/L	57 ± 4	133 ± 6	170 ± 8
	HCT	%	16.9 ± 2.0	38.7 ± 3.0	49.2 ± 4.0
	MCV	fL	82.2 ± 5.0	93.2 ± 5.0	100.8 ± 6.0
	MCH	pg	27.6 ± 2.5	32.0 ± 2.5	34.8 ± 2.5
	MCHC	g/L	336 ± 30	344 ± 30	345 ± 30
	RDW-CV	%	18.0 ± 3.0	15.8 ± 3.0	15.0 ± 3.0
	RDW-SD	fL	52.5 ± 10.0	51.8 ± 10.0	52.9 ± 12.0
	PLT	$\times 10^9/L$	50 ± 20	240 ± 40	482 ± 60
MPV	fL	9.6 ± 3.0	9.4 ± 3.0	8.5 ± 3.0	
PDW	fL	9.4 ± 3.0	10.8 ± 3.0	9.1 ± 3.0	
PCT	%	0.048 ± 0.048	0.226 ± 0.100	0.410 ± 0.200	
P-LCR	%	21.1 ± 8.0	22.3 ± 8.0	17.3 ± 8.0	
P-LCC	$\times 10^9/L$	10 ± 10	54 ± 25	84 ± 35	

【NOTE】


1. The controls should be stored in refrigerator (2°C~8°C). After opening, it will keep stable for 14 days when it is stored airtight at 2°C~8°C.
2. Before mixing and running the control after take it out from the refrigerator, please keep it at least 15 minutes until reaching room temperature(15°C~30°C).
3. Controls must be well mixed before using. Please mix gently, to avoid cells rupture and/or generating bubbles.
4. After using, put the controls back into the refrigerator to prevent contamination and evaporation.


DM-5D

HEMATOLOGY CONTROL

Reference Values provided by DYMIND

CONTROL

 2025-02-19

 2025-05-19

Applicable Instruments	Parameter	Unit	LOT BC0325L03	LOT BC0325N03	LOT BC0325H03
DYMIND DH71 DH76 (Technical File Version A10.4)	WBC	$\times 10^9/L$	3.41 ± 0.50	7.61 ± 1.00	16.95 ± 2.50
	Neu%	%	49.6 ± 9.0	56.9 ± 8.0	68.9 ± 7.0
	Lym%	%	40.4 ± 9.0	30.9 ± 8.0	20.1 ± 6.0
	Mon%	%	6.5 ± 4.0	7.4 ± 5.0	6.2 ± 6.0
	Eos%	%	3.5 ± 3.5	4.8 ± 4.8	4.8 ± 4.8
	Bas%	%	60.7 ± 8.0	71.3 ± 8.0	81.1 ± 8.0
	Neu#	$\times 10^9/L$	1.69 ± 0.40	4.33 ± 0.70	11.68 ± 1.40
	Lym#	$\times 10^9/L$	1.38 ± 0.40	2.35 ± 0.70	3.41 ± 1.10
	Mon#	$\times 10^9/L$	0.22 ± 0.14	0.56 ± 0.50	1.05 ± 1.05
	Eos#	$\times 10^9/L$	0.12 ± 0.12	0.37 ± 0.37	0.81 ± 0.81
	Bas#	$\times 10^9/L$	2.07 ± 0.30	5.43 ± 0.70	13.75 ± 1.50
	RBC	$\times 10^{12}/L$	2.25 ± 0.18	4.59 ± 0.24	5.28 ± 0.50
	HGB	g/L	55 ± 4	130 ± 6	165 ± 8
	HCT	%	17.9 ± 2.0	41.0 ± 3.0	51.0 ± 4.0
	MCV	fL	79.6 ± 5.0	89.4 ± 5.0	96.5 ± 6.0
	MCH	pg	23.8 ± 2.5	27.5 ± 2.5	29.8 ± 2.5
	MCHC	g/L	297 ± 30	306 ± 30	307 ± 30
	RDW-CV	%	17.9 ± 3.0	15.9 ± 3.0	15.1 ± 3.0
	RDW-SD	fL	53.2 ± 10.0	52.7 ± 10.0	54.0 ± 12.0
	PLT	$\times 10^9/L$	56 ± 20	259 ± 40	517 ± 60
MPV	fL	9.3 ± 3.0	9.2 ± 3.0	8.4 ± 3.0	
PDW	fL	9.1 ± 3.0	10.7 ± 3.0	9.1 ± 3.0	
PCT	%	0.052 ± 0.050	0.238 ± 0.100	0.434 ± 0.200	
P-LCR	%	20.6 ± 8.0	21.7 ± 8.0	16.8 ± 8.0	
P-LCC	$\times 10^9/L$	12 ± 12	56 ± 25	86 ± 35	

【NOTE】


1. The controls should be stored in refrigerator (2°C~8°C). After opening, it will keep stable for 14 days when it is stored airtight at 2°C~8°C.
2. Before mixing and running the control after take it out from the refrigerator, please keep it at least 15 minutes until reaching room temperature(15°C~30°C).
3. Controls must be well mixed before using. Please mix gently, to avoid cells rupture and/or generating bubbles.
4. After using, put the controls back into the refrigerator to prevent contamination and evaporation.


DM-5D

HEMATOLOGY CONTROL

Reference Values provided by DYMIND

CONTROL

 2025-02-19

 2025-05-19

Applicable Instruments	Parameter	Unit	LOT BC0325L03	LOT BC0325N03	LOT BC0325H03
DYMIND DH71 DH76 (Technical File Version A10.5 or higher)	WBC	$\times 10^9/L$	3.79 ± 0.50	8.73 ± 1.00	20.11 ± 2.50
	Neu%	%	49.6 ± 9.0	57.1 ± 8.0	69.7 ± 7.0
	Lym%	%	40.1 ± 9.0	30.1 ± 8.0	19.7 ± 6.0
	Mon%	%	6.8 ± 4.0	7.5 ± 5.0	6.2 ± 6.0
	Eos%	%	3.5 ± 3.5	5.3 ± 5.3	4.4 ± 4.4
	Bas%	%	62.7 ± 8.0	73.4 ± 8.0	83.2 ± 8.0
	Neu#	$\times 10^9/L$	1.88 ± 0.40	4.99 ± 0.70	14.02 ± 1.40
	Lym#	$\times 10^9/L$	1.52 ± 0.40	2.63 ± 0.70	3.96 ± 1.10
	Mon#	$\times 10^9/L$	0.26 ± 0.14	0.65 ± 0.50	1.25 ± 1.10
	Eos#	$\times 10^9/L$	0.13 ± 0.13	0.46 ± 0.46	0.88 ± 0.88
	Bas#	$\times 10^9/L$	2.38 ± 0.30	6.41 ± 0.70	16.73 ± 1.50
	RBC	$\times 10^{12}/L$	2.29 ± 0.18	4.61 ± 0.24	5.41 ± 0.50
	HGB	g/L	58 ± 4	134 ± 6	171 ± 8
	HCT	%	18.0 ± 2.0	40.6 ± 3.0	51.7 ± 4.0
	MCV	fL	78.4 ± 5.0	88.0 ± 5.0	95.5 ± 6.0
	MCH	pg	25.0 ± 2.5	28.9 ± 2.5	31.4 ± 2.5
	MCHC	g/L	322 ± 30	330 ± 30	331 ± 30
	RDW-CV	%	18.3 ± 3.0	16.0 ± 3.0	15.1 ± 3.0
	RDW-SD	fL	48.3 ± 10.0	47.3 ± 10.0	48.0 ± 12.0
	PLT	$\times 10^9/L$	47 ± 20	256 ± 40	507 ± 60
MPV	fL	8.6 ± 3.0	8.2 ± 3.0	7.6 ± 3.0	
PDW	fL	7.1 ± 3.0	8.7 ± 3.0	7.0 ± 3.0	
PCT	%	0.040 ± 0.040	0.210 ± 0.100	0.385 ± 0.200	
P-LCR	%	14.7 ± 8.0	15.8 ± 8.0	12.7 ± 8.0	
P-LCC	$\times 10^9/L$	7 ± 7	40 ± 25	64 ± 35	

【NOTE】

1. The controls should be stored in refrigerator (2°C~8°C). After opening, it will keep stable for 14 days when it is stored airtight at 2°C~8°C.
2. Before mixing and running the control after take it out from the refrigerator, please keep it at least 15 minutes until reaching room temperature(15°C~30°C).
3. Controls must be well mixed before using. Please mix gently, to avoid cells rupture and/or generating bubbles.
4. After using, put the controls back into the refrigerator to prevent contamination and evaporation.



BC0325L03



BC0325N03




BC0325H03


DM-5D

HEMATOLOGY CONTROL

Reference Values provided by DYMIND

CONTROL

 2025-02-19

 2025-05-19

Applicable Instruments	Parameter	Unit	LOT BC0325L03	LOT BC0325N03	LOT BC0325H03
DYMIND D2-CRP D7-CRP DH71CRP DH73CRP (Technical File Version A6.0 to A 6.5)	WBC	$\times 10^9/L$	3.69 ± 0.50	8.41 ± 1.00	18.89 ± 2.50
	Neu%	%	50.1 ± 9.0	56.9 ± 8.0	68.5 ± 7.0
	Lym%	%	40.4 ± 9.0	30.3 ± 8.0	19.4 ± 6.0
	Mon%	%	6.7 ± 4.0	7.6 ± 5.0	6.3 ± 6.0
	Eos%	%	2.8 ± 2.8	5.2 ± 5.2	5.8 ± 5.8
	Bas%	%	59.9 ± 8.0	73.1 ± 8.0	82.4 ± 8.0
	Neu#	$\times 10^9/L$	1.85 ± 0.40	4.78 ± 0.70	12.94 ± 1.40
	Lym#	$\times 10^9/L$	1.49 ± 0.40	2.55 ± 0.70	3.66 ± 1.10
	Mon#	$\times 10^9/L$	0.25 ± 0.14	0.64 ± 0.50	1.19 ± 1.10
	Eos#	$\times 10^9/L$	0.10 ± 0.10	0.44 ± 0.44	1.10 ± 1.10
	Bas#	$\times 10^9/L$	2.21 ± 0.30	6.15 ± 0.70	15.57 ± 1.50
	RBC	$\times 10^{12}/L$	2.23 ± 0.18	4.52 ± 0.24	5.28 ± 0.50
	HGB	g/L	56 ± 4	133 ± 6	169 ± 8
	HCT	%	17.9 ± 2.0	40.4 ± 3.0	50.8 ± 4.0
	MCV	fL	80.4 ± 5.0	89.4 ± 5.0	96.3 ± 6.0
	MCH	pg	25.0 ± 2.5	29.0 ± 2.5	31.7 ± 2.5
	MCHC	g/L	310 ± 30	323 ± 30	327 ± 30
	RDW-CV	%	18.2 ± 3.0	16.2 ± 3.0	15.4 ± 3.0
	RDW-SD	fL	53.7 ± 10.0	53.7 ± 10.0	55.0 ± 12.0
	PLT	$\times 10^9/L$	54 ± 20	271 ± 40	551 ± 60
MPV	fL	9.4 ± 3.0	9.3 ± 3.0	8.5 ± 3.0	
PDW	fL	8.9 ± 3.0	10.9 ± 3.0	9.1 ± 3.0	
PCT	%	0.051 ± 0.050	0.252 ± 0.100	0.468 ± 0.200	
P-LCR	%	20.3 ± 8.0	21.9 ± 8.0	17.0 ± 8.0	
P-LCC	$\times 10^9/L$	11 ± 11	60 ± 25	94 ± 35	

【NOTE】

1. The controls should be stored in refrigerator (2°C~8°C). After opening, it will keep stable for 14 days when it is stored airtight at 2°C~8°C.
2. Before mixing and running the control after take it out from the refrigerator, please keep it at least 15 minutes until reaching room temperature(15°C~30°C).
3. Controls must be well mixed before using. Please mix gently, to avoid cells rupture and/or generating bubbles.
4. After using, put the controls back into the refrigerator to prevent contamination and evaporation.



BC0325L03



BC0325N03





BC0325H03

DM-5D

HEMATOLOGY CONTROL

Reference Values provided by DYMIND

CONTROL
 2025-02-19

 2025-05-19

Applicable Instruments	Parameter	Unit	LOT BC0325L03	LOT BC0325N03	LOT BC0325H03
DYMIND D2-CRP D7-CRP DH71CRP DH73CRP (Technical File Version A6.6 or higher)	WBC	$\times 10^9/L$	3.97 ± 0.50	9.01 ± 1.00	20.38 ± 2.50
	Neu%	%	50.5 ± 9.0	56.3 ± 8.0	67.7 ± 7.0
	Lym%	%	39.8 ± 9.0	30.3 ± 8.0	19.6 ± 6.0
	Mon%	%	6.5 ± 4.0	7.5 ± 5.0	6.2 ± 6.0
	Eos%	%	3.2 ± 3.2	5.9 ± 5.9	6.5 ± 6.5
	Bas%	%	62.9 ± 8.0	73.8 ± 8.0	83.1 ± 8.0
	Neu#	$\times 10^9/L$	2.00 ± 0.40	5.07 ± 0.70	13.81 ± 1.40
	Lym#	$\times 10^9/L$	1.58 ± 0.40	2.73 ± 0.70	3.99 ± 1.10
	Mon#	$\times 10^9/L$	0.26 ± 0.14	0.68 ± 0.50	1.26 ± 1.10
	Eos#	$\times 10^9/L$	0.13 ± 0.13	0.53 ± 0.50	1.32 ± 1.30
	Bas#	$\times 10^9/L$	2.50 ± 0.30	6.65 ± 0.70	16.94 ± 1.50
	RBC	$\times 10^{12}/L$	2.31 ± 0.18	4.63 ± 0.24	5.37 ± 0.50
	HGB	g/L	59 ± 4	135 ± 6	172 ± 8
	HCT	%	18.2 ± 2.0	40.9 ± 3.0	51.3 ± 4.0
	MCV	fL	79.0 ± 5.0	88.3 ± 5.0	95.6 ± 6.0
	MCH	pg	25.2 ± 2.5	29.1 ± 2.5	31.9 ± 2.5
	MCHC	g/L	317 ± 30	328 ± 30	332 ± 30
	RDW-CV	%	18.1 ± 3.0	15.9 ± 3.0	15.0 ± 3.0
	RDW-SD	fL	53.0 ± 10.0	52.0 ± 10.0	53.1 ± 12.0
	PLT	$\times 10^9/L$	54 ± 20	258 ± 40	519 ± 60
MPV	fL	8.8 ± 3.0	8.6 ± 3.0	7.9 ± 3.0	
PDW	fL	7.7 ± 3.0	9.3 ± 3.0	7.6 ± 3.0	
PCT	%	0.048 ± 0.048	0.222 ± 0.100	0.410 ± 0.200	
P-LCR	%	15.9 ± 8.0	18.3 ± 8.0	14.0 ± 8.0	
P-LCC	$\times 10^9/L$	9 ± 9	47 ± 25	73 ± 35	

【NOTE】

1. The controls should be stored in refrigerator (2°C~8°C). After opening, it will keep stable for 14 days when it is stored airtight at 2°C~8°C.
2. Before mixing and running the control after take it out from the refrigerator, please keep it at least 15 minutes until reaching room temperature(15°C~30°C).
3. Controls must be well mixed before using. Please mix gently, to avoid cells rupture and/or generating bubbles.
4. After using, put the controls back into the refrigerator to prevent contamination and evaporation.



BC0325L03



BC0325N03




BC0325H03


DM-5D

HEMATOLOGY CONTROL

Reference Values provided by DYMIND

CONTROL

 2025-02-19

 2025-05-19

Applicable Instruments	Parameter	Unit	LOT BC0325L03	LOT BC0325N03	LOT BC0325H03
DYMIND D6-CRP DH76CRP (Technical File Version B1.0 to B2.0)	WBC	$\times 10^9/L$	3.62 ± 0.50	8.26 ± 1.00	18.65 ± 2.50
	Neu%	%	50.8 ± 9.0	59.0 ± 8.0	71.2 ± 7.0
	Lym%	%	39.9 ± 9.0	29.9 ± 8.0	19.5 ± 6.0
	Mon%	%	6.6 ± 4.0	7.7 ± 5.0	6.2 ± 6.0
	Eos%	%	2.7 ± 2.7	3.4 ± 3.4	3.1 ± 3.1
	Bas%	%	62.5 ± 8.0	73.7 ± 8.0	71.9 ± 8.0
	Neu#	$\times 10^9/L$	1.84 ± 0.40	4.87 ± 0.70	13.27 ± 1.40
	Lym#	$\times 10^9/L$	1.44 ± 0.40	2.47 ± 0.70	3.64 ± 1.10
	Mon#	$\times 10^9/L$	0.24 ± 0.14	0.64 ± 0.50	1.16 ± 1.10
	Eos#	$\times 10^9/L$	0.10 ± 0.10	0.28 ± 0.28	0.58 ± 0.58
	Bas#	$\times 10^9/L$	2.26 ± 0.30	6.09 ± 0.70	13.41 ± 1.50
	RBC	$\times 10^{12}/L$	2.26 ± 0.18	4.58 ± 0.24	5.34 ± 0.50
	HGB	g/L	59 ± 4	134 ± 6	169 ± 8
	HCT	%	17.9 ± 2.0	40.3 ± 3.0	50.8 ± 4.0
	MCV	fL	79.1 ± 5.0	88.0 ± 5.0	95.2 ± 6.0
	MCH	pg	26.4 ± 2.5	29.4 ± 2.5	31.8 ± 2.5
	MCHC	g/L	332 ± 30	333 ± 30	333 ± 30
	RDW-CV	%	18.3 ± 3.0	16.1 ± 3.0	15.3 ± 3.0
	RDW-SD	fL	53.3 ± 10.0	52.5 ± 10.0	53.8 ± 12.0
	PLT	$\times 10^9/L$	60 ± 20	266 ± 40	536 ± 60
MPV	fL	8.0 ± 3.0	8.7 ± 3.0	7.9 ± 3.0	
PDW	fL	8.9 ± 3.0	9.5 ± 3.0	8.0 ± 3.0	
PCT	%	0.048 ± 0.048	0.231 ± 0.100	0.423 ± 0.200	
P-LCR	%	15.5 ± 8.0	18.4 ± 8.0	14.1 ± 8.0	
P-LCC	$\times 10^9/L$	9 ± 9	49 ± 25	76 ± 35	

【NOTE】

1. The controls should be stored in refrigerator (2°C~8°C). After opening, it will keep stable for 14 days when it is stored airtight at 2°C~8°C.
2. Before mixing and running the control after take it out from the refrigerator, please keep it at least 15 minutes until reaching room temperature(15°C~30°C).
3. Controls must be well mixed before using. Please mix gently, to avoid cells rupture and/or generating bubbles.
4. After using, put the controls back into the refrigerator to prevent contamination and evaporation.



BC0325L03



BC0325N03





BC0325H03

DM-5D

HEMATOLOGY CONTROL

Reference Values provided by DYMIND

CONTROL
 2025-02-19

 2025-05-19

Applicable Instruments	Parameter	Unit	LOT BC0325L03	LOT BC0325N03	LOT BC0325H03
DYMIND D6-CRP DH76CRP (Technical File Version B2.2 or higher)	WBC	$\times 10^9/L$	3.86 ± 0.50	8.74 ± 1.00	19.79 ± 2.50
	Neu%	%	50.6 ± 9.0	56.7 ± 8.0	69.3 ± 7.0
	Lym%	%	39.4 ± 9.0	29.3 ± 8.0	19.0 ± 6.0
	Mon%	%	6.3 ± 4.0	7.4 ± 5.0	6.0 ± 6.0
	Eos%	%	3.7 ± 3.7	6.6 ± 6.0	5.7 ± 5.7
	Bas%	%	62.8 ± 8.0	73.7 ± 8.0	82.8 ± 8.0
	Neu#	$\times 10^9/L$	1.96 ± 0.40	4.95 ± 0.70	13.71 ± 1.40
	Lym#	$\times 10^9/L$	1.52 ± 0.40	2.56 ± 0.70	3.76 ± 1.10
	Mon#	$\times 10^9/L$	0.24 ± 0.14	0.65 ± 0.50	1.19 ± 1.10
	Eos#	$\times 10^9/L$	0.14 ± 0.14	0.58 ± 0.50	1.13 ± 1.13
	Bas#	$\times 10^9/L$	2.42 ± 0.30	6.44 ± 0.70	16.39 ± 1.50
	RBC	$\times 10^{12}/L$	2.34 ± 0.18	4.69 ± 0.24	5.50 ± 0.50
	HGB	g/L	60 ± 4	134 ± 6	171 ± 8
	HCT	%	18.8 ± 2.0	42.0 ± 3.0	53.2 ± 4.0
	MCV	fL	80.4 ± 5.0	89.6 ± 5.0	96.8 ± 6.0
	MCH	pg	25.4 ± 2.5	28.4 ± 2.5	30.8 ± 2.5
	MCHC	g/L	314 ± 30	316 ± 30	317 ± 30
	RDW-CV	%	18.0 ± 3.0	15.8 ± 3.0	15.0 ± 3.0
	RDW-SD	fL	54.1 ± 10.0	53.0 ± 10.0	54.2 ± 12.0
	PLT	$\times 10^9/L$	57 ± 20	263 ± 40	539 ± 60
MPV	fL	8.3 ± 3.0	8.9 ± 3.0	8.1 ± 3.0	
PDW	fL	9.3 ± 3.0	9.9 ± 3.0	8.5 ± 3.0	
PCT	%	0.047 ± 0.047	0.234 ± 0.100	0.437 ± 0.200	
P-LCR	%	17.0 ± 8.0	19.7 ± 8.0	15.2 ± 8.0	
P-LCC	$\times 10^9/L$	10 ± 10	52 ± 25	82 ± 35	

【NOTE】

1. The controls should be stored in refrigerator (2°C~8°C). After opening, it will keep stable for 14 days when it is stored airtight at 2°C~8°C.
2. Before mixing and running the control after take it out from the refrigerator, please keep it at least 15 minutes until reaching room temperature(15°C~30°C).
3. Controls must be well mixed before using. Please mix gently, to avoid cells rupture and/or generating bubbles.
4. After using, put the controls back into the refrigerator to prevent contamination and evaporation.



BC0325L03



BC0325N03





BC0325H03

DM-5D

HEMATOLOGY CONTROL

Reference Values provided by DYMIND

CONTROL
 2025-02-19

 2025-05-19

Applicable Instruments	Parameter	Unit	LOT BC0325L03	LOT BC0325N03	LOT BC0325H03
DYMIND DF50 Vet DF52 Vet DF55 Vet DF56 Vet (Technical File Version A8.0 or higher and B1.0 or higher)	WBC	$\times 10^9/L$	3.57 ± 0.50	8.11 ± 1.00	18.56 ± 2.50
	Neu%	%	48.9 ± 9.0	54.0 ± 8.0	63.4 ± 7.0
	Lym%	%	41.7 ± 9.0	32.3 ± 8.0	20.4 ± 8.0
	Mon%	%	3.6 ± 3.6	4.3 ± 4.3	4.1 ± 6.5
	Eos%	%	5.8 ± 5.0	9.4 ± 6.0	12.1 ± 7.0
	Bas%	%	0.2 ± 0.2	0.4 ± 0.4	0.5 ± 0.5
	Neu#	$\times 10^9/L$	1.74 ± 0.40	4.38 ± 0.70	11.76 ± 1.40
	Lym#	$\times 10^9/L$	1.49 ± 0.40	2.62 ± 0.70	3.79 ± 1.40
	Mon#	$\times 10^9/L$	0.13 ± 0.13	0.35 ± 0.35	0.76 ± 1.20
	Eos#	$\times 10^9/L$	0.21 ± 0.15	0.76 ± 0.50	2.25 ± 1.30
	Bas#	$\times 10^9/L$	0.01 ± 0.01	0.03 ± 0.03	0.09 ± 0.09
	RBC	$\times 10^{12}/L$	2.31 ± 0.18	4.62 ± 0.24	5.36 ± 0.50
	HGB	g/L	57 ± 4	135 ± 6	177 ± 8
	HCT	%	18.4 ± 2.0	41.8 ± 3.0	52.5 ± 4.0
	MCV	fL	79.8 ± 5.0	90.4 ± 5.0	97.9 ± 6.0
	MCH	pg	24.7 ± 2.5	29.2 ± 2.5	32.8 ± 2.5
	MCHC	g/L	307 ± 30	321 ± 30	333 ± 30
	RDW-CV	%	14.0 ± 3.0	12.7 ± 3.0	12.0 ± 3.0
	RDW-SD	fL	48.0 ± 10.0	48.4 ± 10.0	49.4 ± 12.0
	PLT	$\times 10^9/L$	67 ± 20	259 ± 40	473 ± 60
MPV	fL	8.2 ± 3.0	8.4 ± 3.0	7.8 ± 3.0	
PDW	fL	8.9 ± 3.0	10.9 ± 3.0	9.5 ± 3.0	
PCT	%	0.055 ± 0.050	0.218 ± 0.100	0.369 ± 0.200	

【NOTE】

1. The controls should be stored in refrigerator (2°C~8°C). After opening, it will keep stable for 14 days when it is stored airtight at 2°C~8°C.
2. Before mixing and running the control after take it out from the refrigerator, please keep it at least 15 minutes until reaching room temperature(15°C~30°C).
3. Controls must be well mixed before using. Please mix gently, to avoid cells rupture and/or generating bubbles.
4. After using, put the controls back into the refrigerator to prevent contamination and evaporation.



BC0325L03



BC0325N03





BC0325H03

DM-5D

HEMATOLOGY CONTROL

Reference Values provided by DYMIND

CONTROL
 2025-02-19

 2025-05-19

Applicable Instruments	Parameter	Unit	LOT BC0325L03	LOT BC0325N03	LOT BC0325H03
DYMIND DF1-CRP DF3-CRP DF5-CRP DF50CRP DF52CRP DF53CRP (Technical File Version A6.1 or higher)	WBC	$\times 10^9/L$	3.84 ± 0.50	8.70 ± 1.00	20.38 ± 2.50
	Neu%	%	48.7 ± 9.0	54.6 ± 8.0	64.0 ± 7.0
	Lym%	%	41.0 ± 9.0	31.7 ± 8.0	21.2 ± 6.0
	Mon%	%	4.8 ± 4.0	4.7 ± 4.7	3.6 ± 3.6
	Eos%	%	5.5 ± 5.0	9.0 ± 6.0	11.2 ± 7.0
	Bas%	%	0.3 ± 0.3	0.6 ± 0.6	0.4 ± 0.4
	Neu#	$\times 10^9/L$	1.88 ± 0.40	4.75 ± 0.70	13.05 ± 1.40
	Lym#	$\times 10^9/L$	1.57 ± 0.40	2.76 ± 0.70	4.32 ± 1.10
	Mon#	$\times 10^9/L$	0.18 ± 0.14	0.41 ± 0.41	0.73 ± 0.73
	Eos#	$\times 10^9/L$	0.21 ± 0.15	0.78 ± 0.50	2.28 ± 1.30
	Bas#	$\times 10^9/L$	0.01 ± 0.01	0.05 ± 0.05	0.08 ± 0.08
	RBC	$\times 10^{12}/L$	2.33 ± 0.18	4.47 ± 0.24	5.22 ± 0.50
	HGB	g/L	58 ± 4	131 ± 6	170 ± 8
	HCT	%	18.6 ± 2.0	39.3 ± 3.0	49.4 ± 4.0
	MCV	fL	79.9 ± 5.0	88.0 ± 5.0	94.6 ± 6.0
	MCH	pg	24.4 ± 2.5	29.4 ± 2.5	32.6 ± 2.5
	MCHC	g/L	303 ± 30	333 ± 30	343 ± 30
	RDW-CV	%	16.0 ± 3.0	14.5 ± 3.0	14.0 ± 3.0
	RDW-SD	fL	55.4 ± 10.0	56.2 ± 10.0	58.5 ± 12.0
	PLT	$\times 10^9/L$	54 ± 20	266 ± 40	547 ± 60
MPV	fL	8.3 ± 3.0	8.2 ± 3.0	7.6 ± 3.0	
PDW	fL	8.1 ± 3.0	10.4 ± 3.0	8.8 ± 3.0	
PCT	%	0.045 ± 0.045	0.218 ± 0.100	0.416 ± 0.200	
P-LCR	%	20.1 ± 8.0	23.7 ± 8.0	19.1 ± 8.0	
P-LCC	$\times 10^9/L$	11 ± 11	63 ± 25	105 ± 35	

【NOTE】

1. The controls should be stored in refrigerator (2°C~8°C). After opening, it will keep stable for 14 days when it is stored airtight at 2°C~8°C.
2. Before mixing and running the control after take it out from the refrigerator, please keep it at least 15 minutes until reaching room temperature(15°C~30°C).
3. Controls must be well mixed before using. Please mix gently, to avoid cells rupture and/or generating bubbles.
4. After using, put the controls back into the refrigerator to prevent contamination and evaporation.



BC0325L03



BC0325N03





BC0325H03

DM-5D

HEMATOLOGY CONTROL

Reference Values provided by DYMIND

CONTROL
 2025-02-19

 2025-05-19

Applicable Instruments	Parameter	Unit	LOT BC0325L03	LOT BC0325N03	LOT BC0325H03
DYMIND DM71X DM72X DM78X DM79X (Technical File Version A1.0 or higher)	WBC	$\times 10^9/L$	3.67 ± 0.50	8.42 ± 1.00	18.89 ± 2.50
	Neu%	%	50.5 ± 9.0	57.5 ± 8.0	67.3 ± 7.0
	Lym%	%	39.5 ± 9.0	29.5 ± 8.0	19.3 ± 6.0
	Mon%	%	6.4 ± 4.0	7.5 ± 5.0	6.2 ± 6.0
	Eos%	%	3.6 ± 3.6	5.5 ± 5.5	7.2 ± 7.0
	Bas%	%	62.5 ± 8.0	72.8 ± 8.0	82.3 ± 8.0
	Neu#	$\times 10^9/L$	1.86 ± 0.40	4.85 ± 0.70	12.71 ± 1.40
	Lym#	$\times 10^9/L$	1.45 ± 0.40	2.48 ± 0.70	3.65 ± 1.10
	Mon#	$\times 10^9/L$	0.23 ± 0.14	0.63 ± 0.50	1.17 ± 1.10
	Eos#	$\times 10^9/L$	0.13 ± 0.13	0.46 ± 0.46	1.36 ± 1.30
	Bas#	$\times 10^9/L$	2.29 ± 0.30	6.13 ± 0.70	15.55 ± 1.50
	RBC	$\times 10^{12}/L$	2.24 ± 0.18	4.58 ± 0.24	5.30 ± 0.50
	HGB	g/L	59 ± 4	134 ± 6	170 ± 8
	HCT	%	17.6 ± 2.0	40.6 ± 3.0	51.0 ± 4.0
	MCV	fL	78.4 ± 5.0	88.7 ± 5.0	96.3 ± 6.0
	MCH	pg	26.5 ± 2.5	29.3 ± 2.5	32.0 ± 2.5
	MCHC	g/L	336 ± 30	329 ± 30	330 ± 30
	RDW-CV	%	18.4 ± 3.0	16.3 ± 3.0	15.3 ± 3.0
	RDW-SD	fL	53.7 ± 10.0	53.1 ± 10.0	54.1 ± 12.0
	PLT	$\times 10^9/L$	53 ± 20	257 ± 40	523 ± 60
MPV	fL	8.2 ± 3.0	8.7 ± 3.0	7.9 ± 3.0	
PDW	fL	9.1 ± 3.0	9.8 ± 3.0	8.0 ± 3.0	
PCT	%	0.043 ± 0.043	0.224 ± 0.100	0.413 ± 0.200	
P-LCR	%	16.0 ± 8.0	18.6 ± 8.0	14.2 ± 8.0	
P-LCC	$\times 10^9/L$	9 ± 9	48 ± 25	74 ± 35	

【NOTE】

1. The controls should be stored in refrigerator (2°C~8°C). After opening, it will keep stable for 14 days when it is stored airtight at 2°C~8°C.
2. Before mixing and running the control after take it out from the refrigerator, please keep it at least 15 minutes until reaching room temperature(15°C~30°C).
3. Controls must be well mixed before using. Please mix gently, to avoid cells rupture and/or generating bubbles.
4. After using, put the controls back into the refrigerator to prevent contamination and evaporation.



BC0325L03



BC0325N03




BC0325H03


DM-5D

HEMATOLOGY CONTROL

Reference Values provided by DYMIND

CONTROL

 2025-02-19

 2025-05-19

Applicable Instruments	Parameter	Unit	LOT BC0325L03	LOT BC0325N03	LOT BC0325H03
DYMIND UN71 Vet UN73 Vet (Technical File Version A1.0 or higher)	WBC	$\times 10^9/L$	3.62 ± 0.50	8.34 ± 1.00	19.32 ± 2.50
	Neu%	%	50.8 ± 9.0	57.5 ± 8.0	69.0 ± 7.0
	Lym%	%	39.9 ± 9.0	30.5 ± 8.0	20.1 ± 6.0
	Mon%	%	6.3 ± 4.0	7.2 ± 5.0	6.1 ± 6.0
	Eos%	%	3.0 ± 3.0	4.8 ± 4.8	4.8 ± 4.8
	Bas%	%	0.5 ± 0.5	0.8 ± 0.8	0.7 ± 0.7
	Neu#	$\times 10^9/L$	1.84 ± 0.40	4.80 ± 0.70	13.33 ± 1.40
	Lym#	$\times 10^9/L$	1.44 ± 0.40	2.54 ± 0.70	3.88 ± 1.10
	Mon#	$\times 10^9/L$	0.23 ± 0.14	0.60 ± 0.50	1.18 ± 1.10
	Eos#	$\times 10^9/L$	0.11 ± 0.11	0.40 ± 0.40	0.93 ± 0.93
	Bas#	$\times 10^9/L$	0.02 ± 0.02	0.07 ± 0.07	0.14 ± 0.14
	RBC	$\times 10^{12}/L$	2.31 ± 0.18	4.55 ± 0.24	5.26 ± 0.50
	HGB	g/L	60 ± 4	133 ± 6	169 ± 8
	HCT	%	18.2 ± 2.0	40.6 ± 3.0	50.9 ± 4.0
	MCV	fL	78.9 ± 5.0	89.2 ± 5.0	96.7 ± 6.0
	MCH	pg	25.7 ± 2.5	28.9 ± 2.5	31.7 ± 2.5
	MCHC	g/L	324 ± 30	322 ± 30	326 ± 30
	RDW-CV	%	18.3 ± 3.0	16.0 ± 3.0	15.2 ± 3.0
	RDW-SD	fL	46.9 ± 10.0	46.0 ± 10.0	46.9 ± 12.0
	PLT	$\times 10^9/L$	49 ± 20	251 ± 40	482 ± 60
MPV	fL	8.8 ± 3.0	8.3 ± 3.0	7.7 ± 3.0	
PDW	fL	6.9 ± 3.0	8.8 ± 3.0	7.2 ± 3.0	
PCT	%	0.043 ± 0.043	0.208 ± 0.100	0.371 ± 0.200	
P-LCR	%	15.1 ± 8.0	16.4 ± 8.0	13.4 ± 8.0	
P-LCC	$\times 10^9/L$	7 ± 7	41 ± 25	64 ± 35	

【NOTE】

1. The controls should be stored in refrigerator (2°C~8°C). After opening, it will keep stable for 14 days when it is stored airtight at 2°C~8°C.
2. Before mixing and running the control after take it out from the refrigerator, please keep it at least 15 minutes until reaching room temperature(15°C~30°C).
3. Controls must be well mixed before using. Please mix gently, to avoid cells rupture and/or generating bubbles.
4. After using, put the controls back into the refrigerator to prevent contamination and evaporation.



BC0325L03



BC0325N03





BC0325H03

DM-5D

HEMATOLOGY CONTROL

Reference Values provided by DYMIND

CONTROL
 2025-02-19

 2025-05-19

Applicable Instruments	Parameter	Unit	LOT BC0325L03	LOT BC0325N03	LOT BC0325H03
DYMIND DM60 Vet DM61 Vet DM62 Vet DM63 Vet (Technical File Version A1.4 or higher)	WBC	$\times 10^9/L$	3.26 ± 0.50	7.49 ± 1.00	17.21 ± 2.50
	Neu%	%	49.1 ± 9.0	54.9 ± 8.0	64.0 ± 7.0
	Lym%	%	41.1 ± 9.0	30.8 ± 8.0	19.9 ± 6.0
	Mon%	%	4.2 ± 4.0	5.1 ± 5.0	4.6 ± 4.6
	Eos%	%	5.6 ± 5.0	9.2 ± 6.0	11.5 ± 7.0
	Bas%	%	0.4 ± 0.4	0.5 ± 0.5	0.4 ± 0.4
	Neu#	$\times 10^9/L$	1.60 ± 0.40	4.11 ± 0.70	11.02 ± 1.40
	Lym#	$\times 10^9/L$	1.34 ± 0.40	2.31 ± 0.70	3.42 ± 1.10
	Mon#	$\times 10^9/L$	0.14 ± 0.14	0.38 ± 0.38	0.79 ± 0.79
	Eos#	$\times 10^9/L$	0.18 ± 0.15	0.69 ± 0.50	1.98 ± 1.30
	Bas#	$\times 10^9/L$	0.01 ± 0.01	0.04 ± 0.04	0.07 ± 0.07
	RBC	$\times 10^{12}/L$	2.22 ± 0.18	4.40 ± 0.24	5.10 ± 0.50
	HGB	g/L	56 ± 4	134 ± 6	173 ± 8
	HCT	%	17.4 ± 2.0	38.5 ± 3.0	48.0 ± 4.0
	MCV	fL	78.5 ± 5.0	87.4 ± 5.0	94.2 ± 6.0
	MCH	pg	25.0 ± 2.5	29.8 ± 2.5	33.6 ± 2.5
	MCHC	g/L	317 ± 30	340 ± 30	355 ± 30
	RDW-CV	%	14.0 ± 3.0	12.5 ± 3.0	11.9 ± 3.0
	RDW-SD	fL	50.5 ± 10.0	50.6 ± 10.0	51.8 ± 12.0
	PLT	$\times 10^9/L$	60 ± 20	248 ± 40	455 ± 60
MPV	fL	8.3 ± 3.0	8.3 ± 3.0	7.6 ± 3.0	
PDW	fL	8.3 ± 3.0	10.7 ± 3.0	9.2 ± 3.0	
PCT	%	0.050 ± 0.050	0.206 ± 0.100	0.346 ± 0.200	

【NOTE】

1. The controls should be stored in refrigerator (2°C~8°C). After opening, it will keep stable for 14 days when it is stored airtight at 2°C~8°C.
2. Before mixing and running the control after take it out from the refrigerator, please keep it at least 15 minutes until reaching room temperature(15°C~30°C).
3. Controls must be well mixed before using. Please mix gently, to avoid cells rupture and/or generating bubbles.
4. After using, put the controls back into the refrigerator to prevent contamination and evaporation.



BC0325L03



BC0325N03



BC0325H03